

In compliance with the Americans with Disabilities Act, if you need special assistance to participate in this meeting, please contact the City Clerk's office at (310) 618-2780. Notification 48 hours prior to the meeting will enable the City to make reasonable arrangements to ensure accessibility to this meeting. [28CFR35.102-35.104 ADA Title II]

Direct questions or concerns to the Commission Liaison at (310) 784-7900 or individual department head prior to submission to the Commission. Parties will be notified if the complaint will be included on a subsequent agenda.

Any correspondence received after 2:00 p.m. on Thursday December 14, 2023 on any item on the agenda will be provided to the Commission electronically and available for public inspection in the City Clerk's Office.

**TORRANCE AIRPORT COMMISSION AGENDA  
DECEMBER 14, 2023  
REGULAR MEETING  
7:00 P.M. WEST ANNEX COMMISSION MEETING ROOM  
AT 3031 TORRANCE BL.**

**AIRPORT COMMISSION MAY TAKE ACTION ON ANY ITEM  
LISTED ON THE AGENDA**

**1. CALL MEETING TO ORDER**

**ROLL CALL:** Commission members: Cohen, De Rago, Gong, Love, Marshall, Seferian,  
Chair Minder.

**2. FLAG SALUTE:**

**3. REPORT OF THE AIRPORT STAFF ON THE POSTING OF THE AGENDA**

The agenda was posted on the Public Notice Board at 3031 Torrance Bl. and on the City's Website on Thursday December 7<sup>th</sup>, 2023.

**4. ANNOUNCEMENT OF WITHDRAWN, DEFERRED, AND/OR SUPPLEMENTAL ITEMS**

**5. ORAL COMMUNICATIONS (Limited up to a 15 minute period)**

*This portion of the meeting is reserved for comment on items on the Consent Calendar or not on the agenda. Under the Ralph M. Brown Act, the Commission cannot act on items raised during public comment, but may respond briefly to statements made or questions posed; request clarification; or refer the item to staff. **No longer than 1 minute per speaker.** If presenting handout material to Commission, please provide 10 copies to staff before speaking.*

**6. CONSENT CALENDAR**

*Matters listed under the Consent Calendar are considered routine and will be enacted by one motion and one vote. There will be no separate discussion of these items. If discussion is desired, that item will be removed by a Commissioner from the Consent Calendar and considered separately.*

**6A. APPROVAL OF MINUTES NOVEMBER 9, 2023**

**7. ADMINISTRATIVE MATTERS**

**7A. Accept and File Monthly Update of Aeronautical Operational Information Under the Purview of the General Services Department.**

**7B. Accept and File Presentation by Jim Gates.**

**8. COMMISSION ORAL COMMUNICATIONS**

**9. ADJOURNMENT**

- 9A.** Adjournment of Airport Commission Meeting to Thursday January 11, 2024, at 7:00 p.m. West Annex Commission Meeting Room.



**MINUTES OF A REGULAR MEETING OF THE  
TORRANCE AIRPORT COMMISSION AGENDA**

**1. CALL MEETING TO ORDER**

The Torrance Airport Commission convened in a regular session at 7:00 p.m. on Thursday, November 9, 2023, in the West Annex Meeting Room.

**ROLL CALL**

Present: Commissioners Cohen, De Rago, Love, Marshall, Seferian, and Chair Minder.

Absent: Commissioner Gong.

Also Present: City of Torrance Airport Manager Rafael Herrera, General Services Manager Gerry Pinela, General Services Director Megerdichian, Environmental Quality Officer Nora Duncan, and Community Development Director Michelle Ramirez.

**2. FLAG SALUTE**

Commissioner De Rago led the Pledge of Allegiance.

**3. REPORT FROM THE AIRPORT STAFF ON THE POSTING OF THE AGENDA**

General Services Manager Pinela reported that the agenda was posted on the Public Notice Board at 3031 Torrance Boulevard and on the City's Website on Thursday, November 2, 2023.

**4. ANNOUNCEMENT OF WITHDRAWN, DEFERRED, AND/OR SUPPLEMENTAL ITEMS**

General Services Manager Pinela announced the withdrawal of Item 7C as Mr. Jim Gates was unable to attend the meeting; Supplemental Items have been posted online.

**5. ORAL COMMUNICATIONS**

Members of the public spoke, and members of the Commission addressed the speakers.

**6. CONSENT CALENDAR**

**6A. APPROVAL OF MINUTES: OCTOBER 12, 2023**

**MOTION:** Commissioner Marshall moved to approve the October 12, 2023, minutes. Commissioner Seferian seconded the motion; a roll call reflected a 6-0 approval (Commissioner Gong absent).

7. **ADMINISTRATIVE MATTERS**

7A. **ACCEPT AND FILE MONTHLY UPDATE OF AERONAUTICAL OPERATIONAL INFORMATION UNDER THE PURVIEW OF THE GENERAL SERVICES DEPARTMENT**

City of Torrance Airport Manager Herrera provided a report on the monthly update of aeronautical operational information under the purview of the General Services Department:

- (6) hangars vacant / (38) tie downs are available.
- Staff continues to meet with the design consultant regarding the design element of the project for AWOS; project to go out to bid early 2024, construction to begin late Summer 2024 installation, and project to be fully operational Fall 2024.
- Regarding the Taxiway Light Project, staff anticipates work to begin January 2024 with an expected completion date in February 2024.
- Meeting Schedule for November reflects several groups using the facilities.
- Hangar waitlist continues to grow with additions in October. A small hangar was awarded October 16, 2023, and (2) additions were made to the non-aviation waitlist.
- There were (2) incidents in the month of September with no assistance needed from the Torrance Fire Department.
- 18,932 operations occurred in September 2023, 100 operations less than in September 2022.

Members of the Commission spoke.

Members of the public spoke.

**MOTION:** Commissioner De Rago moved to accept and file Item 7A. Commissioner Marshall seconded the motion; a roll call reflected a 6-0 approval (Commissioner Gong absent).

7B. **ACCEPT AND FILE TORRANCE MUNICIPAL AIRPORT (ZAMPERINI FIELD) NOISE ABATEMENT QUARTERLY REPORT FOR THE SECOND QUARTER OF 2023 UNDER THE PURVIEW OF THE COMMUNITY DEVELOPMENT DEPARTMENT.**

Environmental Quality Officer Nora Duncan presented Item 7B:

- (10,206) complaints were documented for 2023's second quarter [April, May, June] with (10,120) complaints made by regular reporting parties.
- Highest number of complaints were made in Zone 1, Zone 3, Zone 8, and Zone 10.
- There were a low number of violations for the second quarter: (0) noise violations, (0) curfew violations, and (8) training violations.
- With staff's investigation, staff discovered anomalies in noise events and is working with CASPER to resolve the issues.

Community Development Director Ramirez stated that staff is doing a noise study, investigating (10) areas that go beyond current noise monitors. Investigation results anticipated to be completed by December 2023 and presented to City Council for recommendation to see if additional monitors are needed and where they should be installed.

Chair Minder requested a report from CASPER on flights that go too far north to get a better understanding of where flights are going and their altitude. Community Development Director Ramirez replied that staff can investigate.

Chair Minder requested a presentation from a CASPER Account Executive. Community Development Director Ramirez stated that staff can reach out to CASPER.

Commissioner De Rago requested that quarterly reports be provided. Community Development Director Ramirez stated that staff is committed to come to a Commission meeting each quarter to provide updates.

Members of the public spoke.

**MOTION:** Commissioner Seferian moved to accept and file Item 7B. Commissioner Marshall seconded the motion; a roll call reflected a 6-0 approval (Commissioner Gong absent).

**7C. ACCEPT AND FILE PRESENTATION BY JIM GATES**

**Item 7C deferred to a date uncertain.**

**8. ORAL COMMUNICATIONS**

Members of the Commission spoke.

**9. ADJOURNMENT**

**MOTION:** At 8:24 p.m. Commissioner Marshall moved to adjourn the meeting to Thursday, December 12, 2023, in the West Annex Meeting Room at 7:00 p.m. Commissioner Seferian seconded the motion; a roll call reflected a 6-0 approval (Commissioner Gong absent).

###

**This Page Intentionally Left Blank**

Commission meeting of  
**DECEMBER 14, 2023**

Honorable Chair and Members  
of the Airport Commission

Members of the Commission:

**SUBJECT:** Transmittal of Aeronautical Operational Information under the Purview of  
the General Services Department for the Months of **NOVEMBER 2023**

The General Services Department acts as both the landlord for the city-owned facilities  
at the airport and as business manager for the airport. As such, the department is  
providing the following informational reports for review by the commission:

Report #1: Hangar and Tie down Rental Status

Report #2: Ongoing Projects

Report #3: Meeting Room Calendar

Report #4: Hangar Waiting List

Report #5: Events Requiring Emergency Response

Report #6: Airfield Operations Status

For any questions about this transmittal, please call Rafael Herrera at  
(310) 784-7900.

**Item 7A**

REPORT 1

ZAMPERINI FIELD

HANGAR AND TIEDOWN INFORMATION

Total Number of City-Owned Hangars	341
Total Number of Hangar Vacancies	9
Total Number of Airport Tiedowns	181
Total Number of Tiedowns Available	36

The 341 hangars owned by the City are broken down into three size categories: small, medium, and executive. Of 341 total hangars, 74 were built by the City, while 267 hangars were funded by several private contractors. At time of construction, these hangars were built with individual preferences in mind and were not standardized according to size. Here are approximate sizes of small, medium and executive hangars.

Small Type A: Under 40' Door Opening Width	800-1,200 sq. ft.
Small Type B: 40'-41' Door Opening Width	800-1,200 sq. ft.
Medium: 52'-54' Door Opening Width	1,200-2,200 sq. ft.
Executive: 57'-61' Door Opening Width	2,200-3,200 sq. ft.

Current rates for hangars are: \$0.686/sq. ft. per month for Torrance Residents.  
\$0.769/sq. ft. per month for Non-Residents.

Current rates for Tiedowns are: Single Engine \$136.00  
Twin Engine \$150.00

Current rates for Transient (Overnight) are: Single Engine \$11.00  
Twin Engine \$18.00  
Jet Engine \$23.00



## **REPORT 2**

### **ONGOING PROJECTS NOVEMBER 9, 2023**

#### **Automated Weather**

- Observing System (AWOS)** – We have met with AWOS specialist, Federal Aviation Administration, an electrical contractor, airport engineering consulting firms to structure a plan for this project. This is a multi-component project that involves location, weather equipment, installation, and implementation. We have met with Lean Corporation staff and will continue to meet with them in the next several months' in the survey and design phase of this project. Lean has vast experience with numerous aviation projects throughout the county and they are locally based. We have met with Lean Corp. to review all the technical information to thoroughly review the project and analyze this every step of the way. We will have monthly updates as we progress throughout the project.
- Design phase 100% completed by October 2023.
  - Project out to bid by early 2024
  - Construction to begin late Summer 2024.
  - Construction completion Fall 2024.
  - Operational by late Fall 2024.

#### **Taxiway Light and Wire Replacement**

- The taxiway Light and Wire Replacement was awarded on April 11, 2023 to Belco Elecnor an electrical contractor. This is a multi-location project that involves several taxiway sections. We held a preconstruction meeting on April 25, 2023 with Belco Elecnor staff and will continue to meet with them in the next several weeks. Belco has as experience with airport electrical projects throughout the local area and they are locally based in Chino, CA. We are patiently waiting for FAA determination before starting project. We will have monthly updates as we progress throughout this development.
- We anticipate initiating work January 2024
  - We anticipate completing work to be completed by February 2024.

**NON-  
INFRASTRUCTURE**

**Capital Projects**

	<u>FEAP #</u>	<u>PRIMARY FUNDING</u>	<u>PROJECT TOTAL</u>
Automated Weather Observing System (AWOS)	FEAP – 00722	AIRPORT	\$352,000
Remodel General Aviation Center and East “T” Restrooms	FEAP – 00719	AIRPORT	\$275,000
Taxiway Light and Wire Replacement	REPAIR	AIRPORT	\$449,282
<b>Total</b>			<b>\$1,076,282</b>



**REPORT 4**  
**HANGAR WAITING LIST**

1	Schmidt, O.	01/17/12	MEDIUM
2	Bohner, R.	08/21/12	EXEC
3	Freitag, D.	11/05/12	EXEC
4	Striplin, D.	04/17/13	EXEC
5	Myronowicz, C.	05/01/13	MED/EXEC
6	Dwoskin, D.	07/12/13	EXEC
7	Deaver R.	10/22/13	EXEC
8	Ellison, B.	11/05/13	EXEC
9	Adams, R.	01/10/14	EXEC
10	Grau, W.	01/31/14	MED/EXEC
11	Yarymovych, N.	05/05/14	MED/EXEC
12	Rietdyk, G.	11/26/14	MED/EXEC
13	Deal, J.	03/12/15	MED/EXEC
14	Deal, B.	03/12/15	MED/EXEC
15	Myers, L.	03/12/15	MED/EXEC
16	Reisman, G.	08/20/15	MEDIUM
17	Garcia, D.	08/20/15	MED/EXEC
18	Hadley, L.	08/31/15	MED/EXEC
19	Schladen, M.	02/18/16	MED/EXEC
20	Robinson, A.	03/22/16	MEDIUM
21	Broen, P.	05/06/16	MED/EXEC
22	Macey, B.	08/02/16	MED/EXEC
23	Van De Velde, D.	09/26/16	MEDIUM
24	Woodside, D.	12/29/16	MED/EXEC
25	Ristevski, B.	01/09/17	MED/EXEC
26	Mabry, M.	01/24/17	MED/EXEC
27	Geiger, G.	02/06/17	EXEC
28	Adli, B.	02/22/17	EXEC
29	Constable, W.	03/23/17	EXEC
30	Stewart, D.	04/07/17	EXEC
31	Regan, K.	05/24/17	MEDIUM
32	Gerts, I.	06/27/17	MEDIUM
33	Armstrong, S.	11/14/17	MED/EXEC
34	Levine, M.	01/26/18	MED/EXEC
35	Bryson, Z.	03/22/18	EXEC
36	Badour, S.	09/24/18	MED/EXEC
37	Wachner, J.	10/02/18	MED/EXEC
38	Vartanian, J.	10/15/18	MED/EXEC
39	McNerney, R.	11/05/18	MED/EXEC
40	McKay, R.	03/28/19	MEDIUM
41	Burshtan, D.	06/24/19	MEDIUM
42	Ribitsch, R.	10/04/19	MEDIUM
43	Jenkins, R.	12/03/19	MEDIUM
44	Colton, J	06/03/20	MEDIUM
45	Ristevki, B.	10/02/20	MED/EXEC
46	Elminoufi, G.	01/08/21	MED/EXEC
47	McGivern, J.	05/14/21	MED/EXEC

48	Zimmer, C.	05/26/21	EXEC
49	Hong, D.	06/17/21	MED/EXEC
50	Henry, M.	09/28/21	MED/EXEC
51	Ford, W.	09/28/21	MEDIUM
52	Liu, A.	12/28/21	MED/EXEC
53	Blaire, W.	03/31/22	MED/EXEC
54	Holm, B.	06/09/22	MED/EXEC
55	Peterson, J.	07/11/22	MEDIUM
56	Au, J.	07/18/22	EXEC
57	Nosrati, D.	10/03/22	SMALL TYPE A OR B
58	Cox, P.	11/02/22	SMALL TYPE A OR B
59	Jimenez, R.	11/08/22	EXEC
60	Hernandez, H.	11/15/22	SMALL TYPE B/MED
61	Olson, D.	12/09/22	SMALL TYPE A, B OR EXEC
62	Rubasky, B.	02/15/23	SMALL TYPE A OR B
63	Gazsi, T.	02/21/23	SMALL TYPE B OR MED
64	Ye, M.	03/01/23	SMALL TYPE B
65	Ebrahim, S.	03/09/23	MED/EXEC
66	Osipov, Y.	03/16/23	MED/EXEC
67	Guerrero, D.	04/03/23	SMALL TYPE A OR B
68	Kanfoudi, K.	04/04/23	EXEC
69	Blaire, W.	04/20/23	SMALL TYPE B
70	Gattu, P.	04/26/23	SMALL TYPE B/MED
71	Adams, R.	05/01/23	SMALL TYPE B
72	Sappington, S.	06/20/23	SMALL TYPE A OR B
73	Tanaka, A.	06/21/23	SMALL TYPE A
74	Beckwith, R.	07/03/23	SMALL TYPE B
75	Parks, L.	7/07/23	SMALL TYPE B/MED
76	Schroeder, J.	08/01/23	SMALL TYPE A
77	Bohner, R.	08/02/23	SMALL TYPE B
78	Nakamura, H.	08/28/23	SMALL TYPE A OR B
79	Balakumar, A.	09/01/23	SMALL TYPE A OR B
80	Wolfe, S.	09/06/23	SMALL TYPE B
81	Jones, K.	09/07/23	SMALL TYPE A OR B
82	Miller, J.D.	09/14/23	SMALL TYPE A, B OR MED
83	Sholl, M.	10/03/23	SMALL TYPE A
84	Banos, P.	10/05/23	SMALL TYPE A OR B
85	Allen, T.	10/11/23	SMALL TYPE A OR B
86	Dunbar, K.	10/18/23	SMALL TYPE A OR B
87	Goebel, J.	11/14/23	SMALL TYPE B
88	Kolakowski, R.	11/29/23	SMALL TYPE B
89	Belikov, E.	11/30/23	SMALL TYPE A OR B

# Summary of Changes to Hangar Waiting List

## Applicants From Waiting List Who Received Hangars

Shimomura, M.	11/07/23	Small Type B
---------------	----------	--------------

## New Waiting List Applicants Added

Goebel, J.	11/14/23	Small Type B
Kolakowski, R.	11/29/23	Small Type B
Belikov, E.	11/30/23	Small Type A or B

## Request For Refund/Removal From Hangar Waiting List

\*Hangars Received Through Advertisement (not from Waiting List)

## NON-AVIATION HANGAR WAITING LIST

1	Barry, J.	05/10/22	SMALL
2	McGivern, J.	05/13/22	SMALL
3	Kwan, T.	05/19/22	SMALL
4	Chang, M.	05/19/22	SMALL
5	McGrath, S.	05/26/22	SMALL
6	Schroff, G.	06/09/22	SMALL
7	Pudumjee, V.	06/24/22	SMALL
8	Rodriguez, M.	08/04/22	SMALL
9	Ahmed, J.	08/31/22	SMALL
10	Lindman, P.	09/06/22	SMALL
11	Lee, B.	09/15/22	SMALL
12	Kane, C.	09/26/22	SMALL
13	Walters, J..	10/10/22	SMALL
14	Valentino, A	10/24/22	SMALL
15	Tanaka, A.	11/21/22	SMALL
16	Juska, P.	11/23/22	SMALL
17	Aparicio, A.	02/09/23	SMALL
18	Flaig, F.	03/28/23	SMALL
19	Thomson, J.	05/08/23	SMALL
20	Viking, J.	08/22/23	SMALL
21	Fitton, L.	09/05/23	SMALL
22	Yau, V.	09/18/23	SMALL
23	Giebler, M.	10/02/23	SMALL
24	Thompson, S.	10/12/23	SMALL
25	Gentile, M.	11/29/23	SMALL

## **Summary of Changes to Non-Aviation Hangar Waiting List**

### **Applicants From Waiting List Who Received Hangars**

#### **New Waiting List Applicants Added**

**Gentile, M.                      11/29/23                      Small**

### **Request For Refund/Removal From Hangar Waiting List**

### **\*Hangars Received Through Advertisement (not from Waiting List)**



## REPORT 5

### EVENTS REQUIRING EMERGENCY RESPONSE FOR THE MONTH OF OCTOBER 2023

OPERATIONS	-----TOTAL	15,690
INCIDENTS	-----	3
ACCIDENTS	-----	0
PERCENT OF OPERATIONS	-----	.01

#### **Airport Incidents:**

10/8/2023- 11:55- Mobile 102 responded to a Sling aircraft with engine failure and had an emergency landing on 11R. The aircraft ran off 11R runway into grass area. Aircraft was able to taxi off grass and return to hangar. TFD was not required.

10/8/2023- 13:00- Mobile 102 responded to a Cessna C-340 aircraft with erratic oil pressure and had an emergency landing on 29R. The aircraft landed without incident and taxied back to hangar. TFD responded.

10/12/2023- 15:58- Mobile 102 responded to a Cessna C-172 aircraft with a rough engine and had an emergency landing on 29R. The aircraft landed without incident and taxied back to tiedown. TFD responded.

#### Definitions:

**ACCIDENTS:** An occurrence associated with the operation of an aircraft, which takes place between the time any person boards the aircraft with the intention of flight and all such persons have disembarked, and in which any person suffers death or serious injury, or in which the aircraft receives substantial damage.

***SUBSTANTIAL DAMAGE*** means damage or failure which adversely affects the structural, strength, performance, or flight characteristics of the aircraft, and which would normally require major repair or replacement of the affected component. Engine failure or damage limited to an engine if only one engine fails or is damaged, bent fairings or cowling, dented skin, small punctured holes in the skin or fabric, ground damage to rotor or propeller blades, and damage to landing gear, wheels, tires, flaps, engine accessories, brakes, or wingtips are not considered "substantial damage".

***SERIOUS INJURY*** means any injury which: (1) requires hospitalization for more than 48 hours, commencing within 7 days from the date the injury was received; (2) results in a fracture of any bone (except simple fractures of fingers, toes, or nose); (3) causes severe hemorrhages, nerve, muscle or tendon damage; (4) involves any internal organ; or (5) involves second or third degree burns; or any burns affecting more than 5% of the body surface.

**INCIDENT:** Any occurrence other than an accident associated with the operation of an aircraft, which affects or could affect the safety of operations.

**NOTE:** Per the FAA, Airport Operations totals will no longer be reported for the previous month. Due to automation, the totals will now be reported two months after they occur.

## REPORT 6

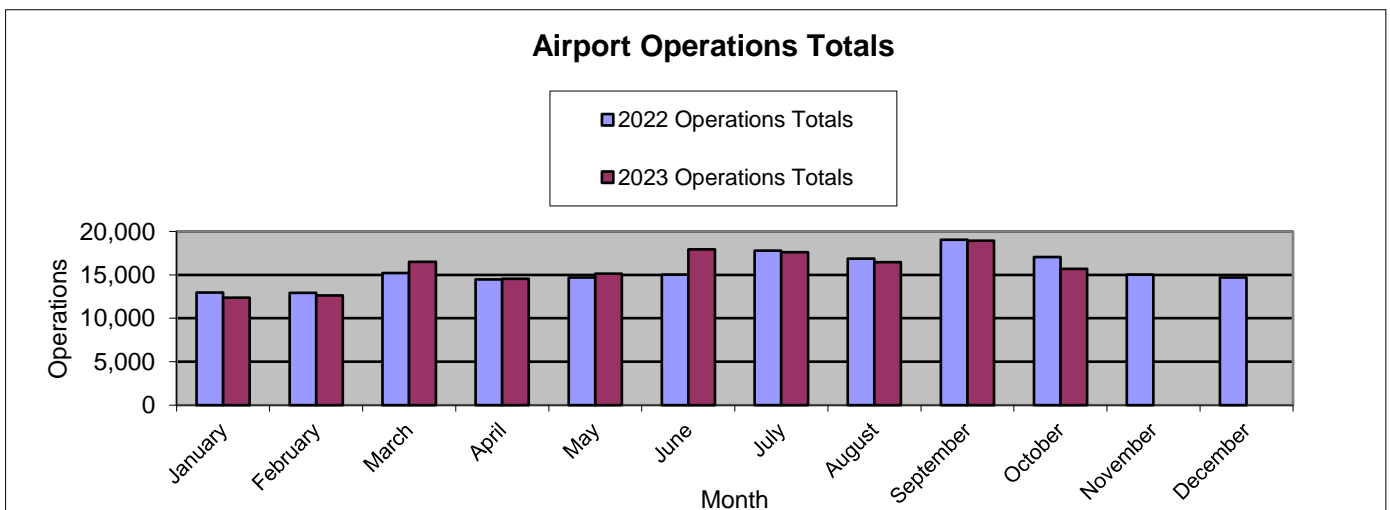
### AIRFIELD OPERATIONS STATUS ZAMPERINI FIELD

#### OPERATIONS ACTIVITIES FOR THE MONTH OF **OCTOBER 2023**

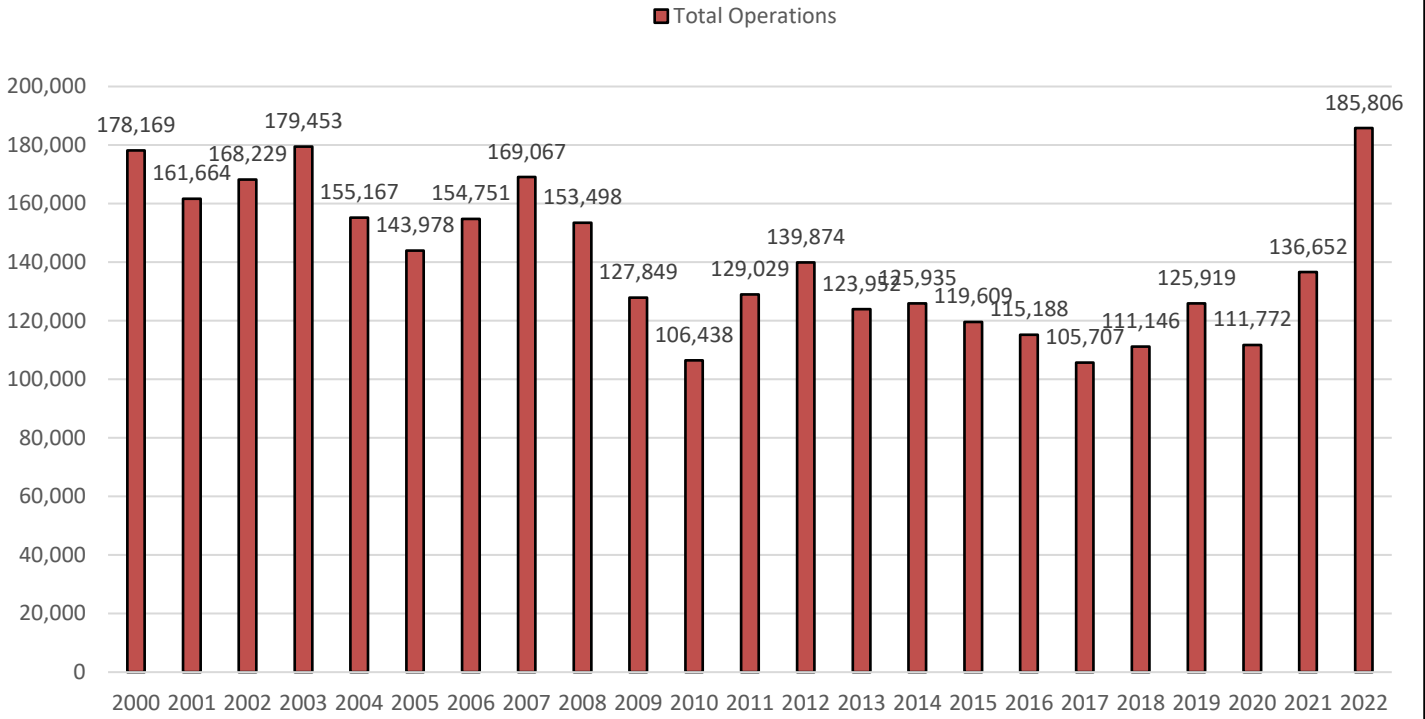
- Morning runway, taxiway, and hospital pad/lights checked for safety
- Foreign object debris checked on all runways and taxiways
- Storm water check done (for foreign object debris) for all drains, inlets, and outlets
- All runways, taxiways, and ramp areas vacuum swept
- Various hangars cleaned and prepared for rental
- All taxiway lights and signs sprayed for weeds
- All runways and taxiways swept
- Large items removed from trash bin area
- FOD removed from fence line

### 2022/2023 OPERATIONS TOTALS

Month	Year	Operations		Month	Year	Operations
January	2023	12,389		January	2022	12,965
February	2023	12,618		February	2022	12,930
March	2023	16,495		March	2022	15,204
April	2023	14,549		April	2022	14,457
May	2023	15,152		May	2022	14,703
June	2023	17,929		June	2022	15,045
July	2023	17,602		July	2022	17,804
August	2023	16,455		August	2022	16,870
September	2023	18,932		September	2022	19,037
October	2023	15,690		October	2022	17,053
November	2023			November	2022	15,024
December	2023			December	2022	14,714



## 2000 - 2022 Airport Operations Totals



**This Page Intentionally Left Blank**

Honorable Chair and Members  
of the Airport Commission  
City Hall  
Torrance, California

**Members of the Commission:**

**SUBJECT: Accept and File Presentation by Jim Gates.**

Presentation by Jim Gates. This noise report presentation was requested by your honorable body at the September 14, 2023 Airport Commission meeting.

Respectfully Submitted,



Gerry Pinela,  
Facilities Operations Manager

Attachment A: We have Questions

# **We Have Questions**

Torrance Airport Commission

14 December 2023

Jim Gates

[www.torranceairport.org](http://www.torranceairport.org)

# AGENDA

- **Commission's role**
- **Some history**
- **2023 Q3 Update**
- **Casper System**
  - **Complaint “Spoofing”**
  - **Errors**
- **Recommended Improvements**
  - **Noise Abatement Reports**
- **Questions**

# Powers & Duties of the Airport Commission (TMC 13.4.7)

- a) The Commission **may** make recommendations to the City Council on:
- 1) The acquisition, construction, location and financing of land, buildings, equipment and facilities for public airport purposes;
  - 2) The leasing of public airport land for fixed base operations and other aeronautical purposes;
  - 3) The operation and administration of the airport.
- b) **The Commission shall address all airport noise-related issues and shall advise the City Council on noise mitigation measures.**

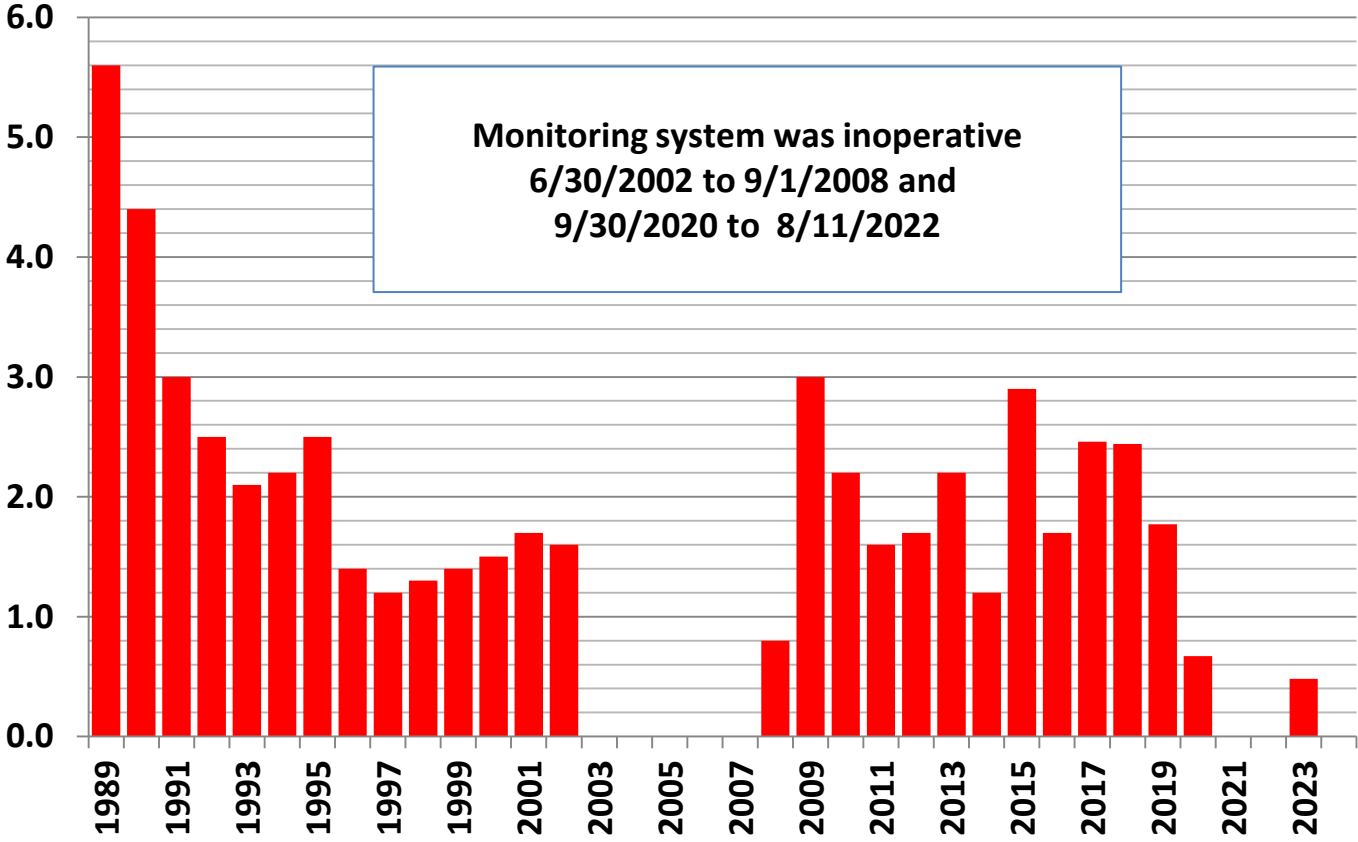
**Why did the City Council bypass the Airport Commission 11/8/2022?**



# Some History

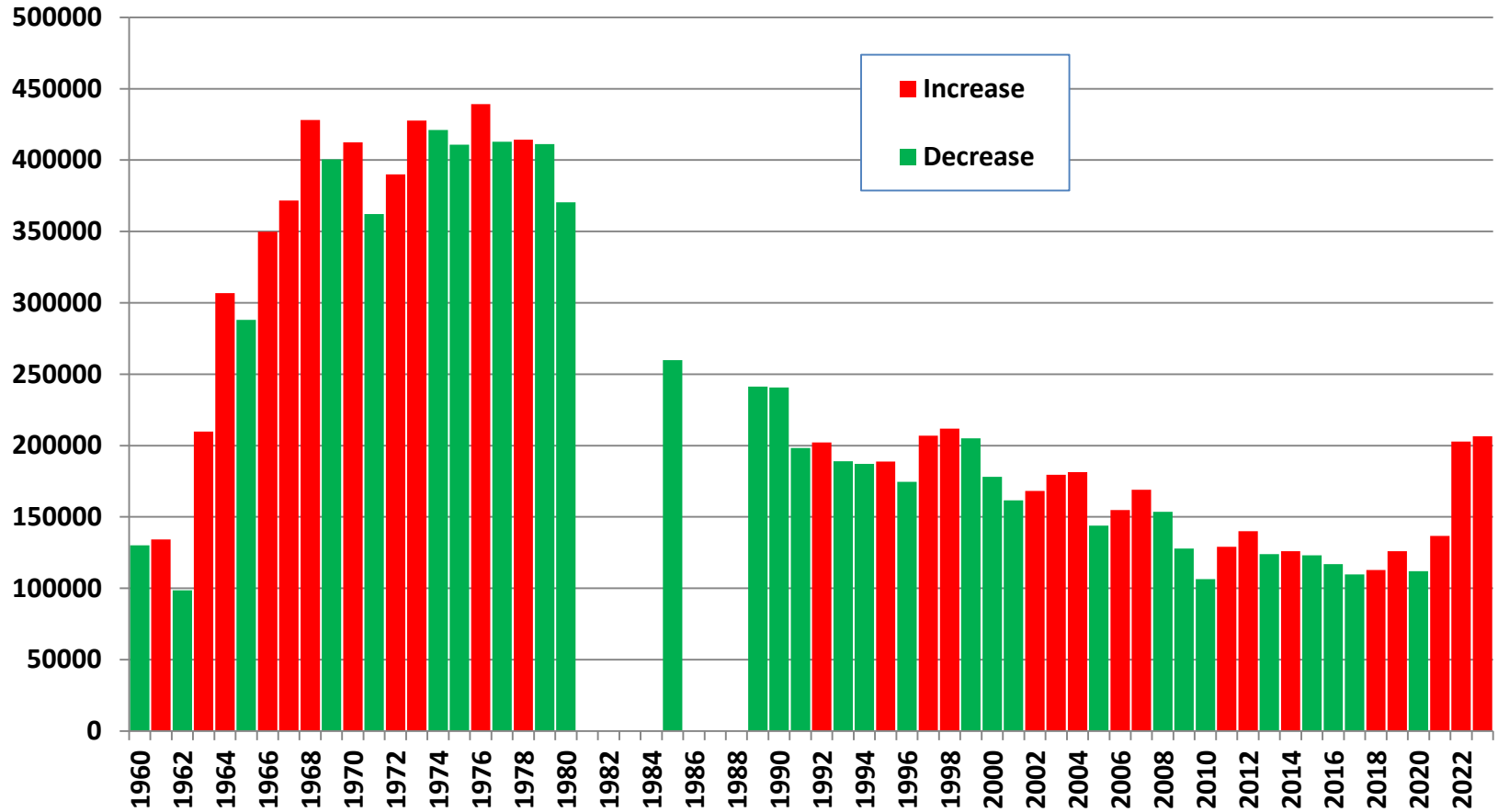
- **1943: Airport built by U S Army Air Force as a training base (Lomita Flight Strip)**
- **1948: Property transferred to Torrance for “aeronautical use only”**
- **1953: Congress authorizes FAA; gives it exclusive authority to regulate aviation in U S A**
- **1956: New deed extinguished 1948 grant assurances but requires Torrance to maintain the property as an airport**
- **1961: Two parcels released from “aeronautical use only” to permit commercial development with the revenue devoted to the “development, maintenance and operation” of the airport**
- **1973: First Torrance Airport Master Plan**
- **1981: Airport Noise Control & Land Use Compatibility Final Report:**
  - Recommends installation of a noise monitoring system
  - **STRONGLY** recommends City fully disclose effects of airport traffic patterns to residents—City ignored advice
- **1978: First study of complaints gave surprising results**
- **For more history, go to: [www.torranceairport.org/myth/](http://www.torranceairport.org/myth/)**

# VIOLATION RATES (per 1.000 operations)



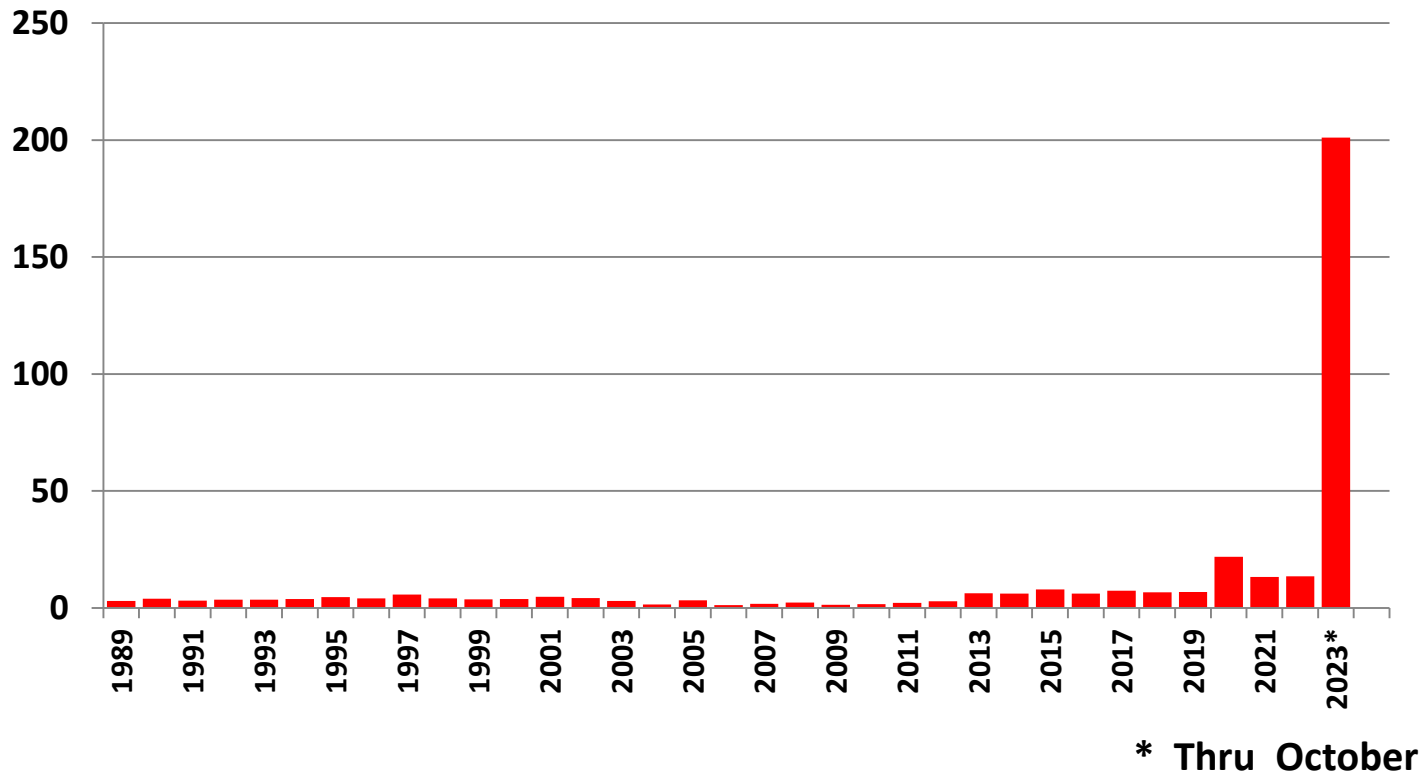
2023 data thru September

# TORRANCE AIRPORT: YEAR OVER YEAR CHANGES IN OPERATIONS

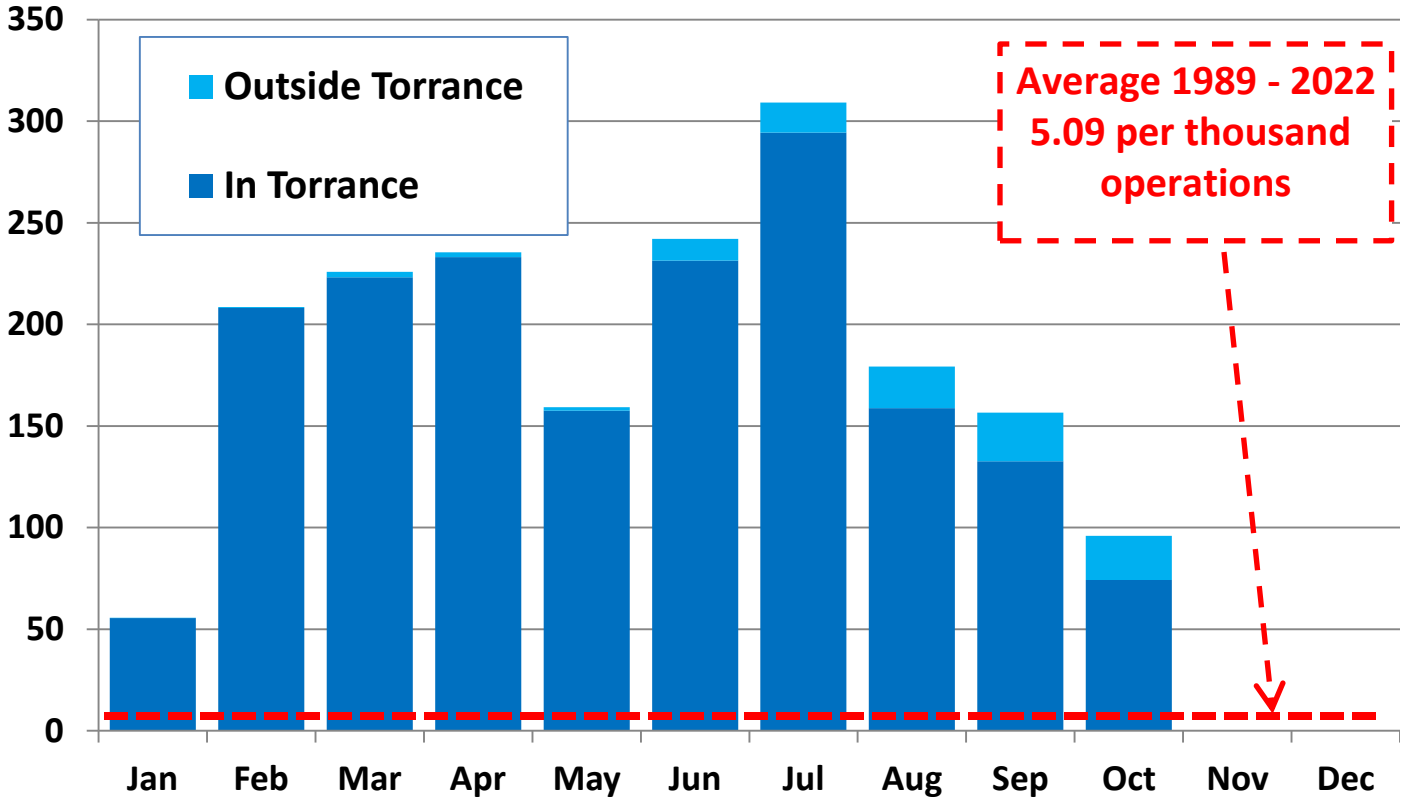


# Complaint Rate

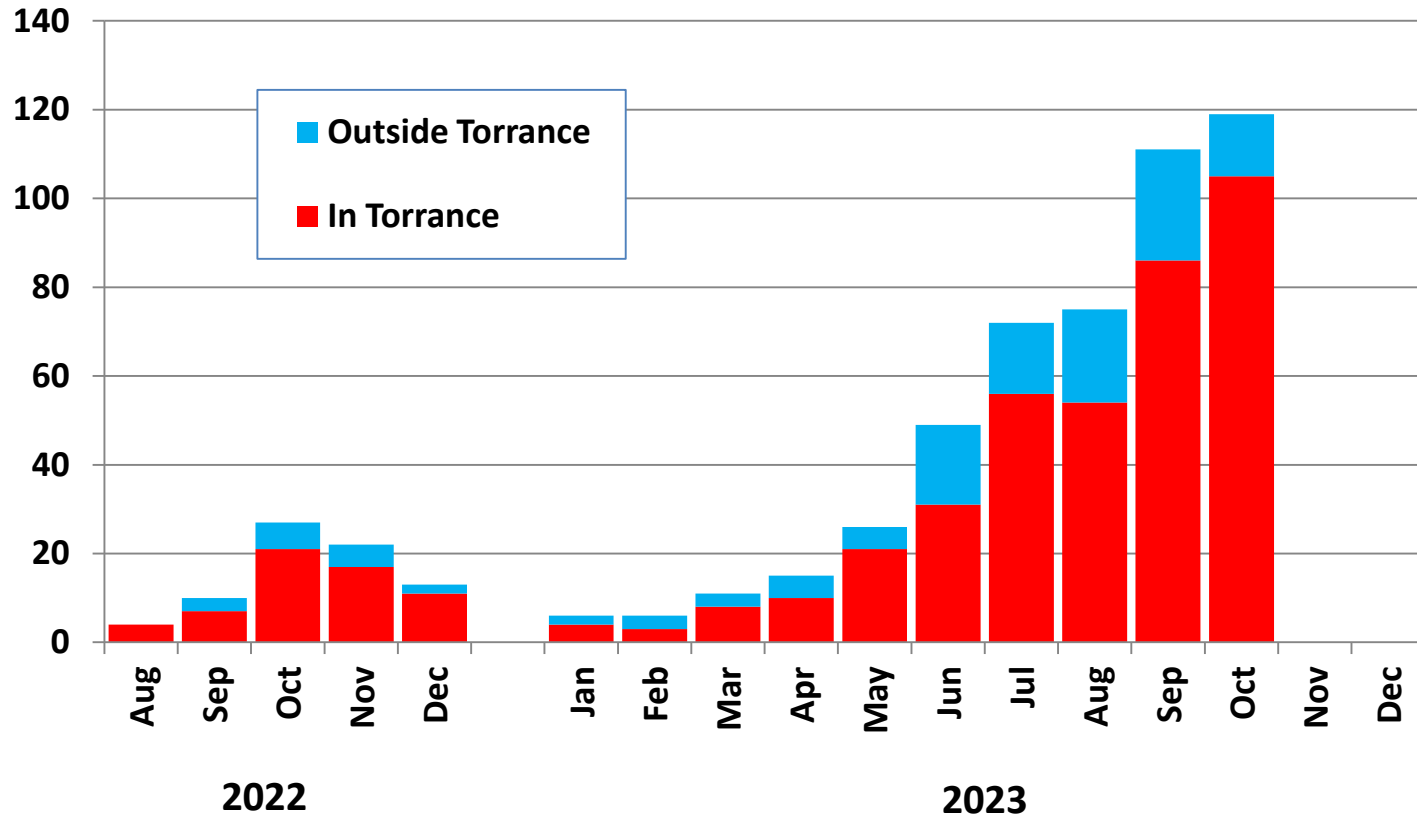
(per thousand operations)



# 2023 COMPLAINT RATE (per 1000 Operations)



# NUMBER OF COMPLAINANTS





# Migration of “Hot Spots”

TOTALS		Zone 1	Zone 2	Zone 3	Zone 4	Zone 5	Zone 6	Zone 7	Zone 8	Zone 9	Zone 10
2020 Q3	980	6.7%	1.0%	0.7%	0.6%	0.6%	0.1%	69.0%	3.5%	0.5%	17.2%
2020 Q4	854	4.4%	0.0%	1.6%	10.8%	1.2%	0.0%	53.5%	17.2%	0.1%	11.1%
2021 Q1	758	16.4%	0.1%	1.3%	14.6%	2.0%	0.0%	52.6%	7.9%	0.4%	4.6%
2021 Q2	480	16.3%	0.4%	4.4%	13.3%	4.0%	0.8%	45.2%	8.3%	0.2%	7.1%
2021 Q3	739	9.5%	0.9%	5.1%	7.0%	2.4%	58.3%	0.3%	11.1%	0.1%	5.1%
2021 Q4	93	8.6%	1.1%	9.7%	11.8%	2.2%	3.2%	1.1%	25.8%	1.1%	35.5%
2022 Q1	78	7.7%	1.3%	2.6%	0.0%	12.8%	1.3%	3.8%	15.4%	1.3%	53.8%
2022 Q2	142	4.9%	2.8%	5.6%	0.0%	9.2%	2.8%	2.1%	17.6%	1.4%	53.5%
2022 Q3	1258	3.2%	0.4%	7.8%	0.2%	1.3%	0.0%	30.0%	24.9%	0.0%	32.4%
2022 Q4	1202	8.7%	0.0%	57.2%	0.1%	0.0%	0.0%	7.3%	26.3%	0.4%	0.0%
2023 Q1	6729	0.0%	0.0%	98.1%	0.0%	0.0%	0.0%	0.0%	1.8%	0.0%	0.0%
2023 Q2	10148	0.4%	0.1%	95.1%	0.0%	0.7%	0.0%	0.0%	3.2%	0.0%	0.4%
2023 Q3	11364	0.1%	0.1%	89.0%	0.0%	2.0%	0.0%	0.0%	2.1%	0.0%	6.6%



# One Day In The “Area of Interest”

Date: Friday 7/21/2023 ZIP: 90505 + Zone 3				
Time period	Minutes	Complaints	Complaints per minute	Notes
07:00 - 09:53	170	0	0	Breakfast?
09:53 - 10:49	60	25	0.42	
10:49 - 12:45	116	0	0	Lunch?
12:45 - 16:47	242	136	0.56	
16:47 - 19:13	146	0	0	Dinner?
After 19:13	-	3	-	

- Only 9 other complaints were made during the whole day
  - Zone 8 = 2
  - Zone 10 = 7

Date	Complaints		Area of Interest			
	from all other areas	Complaints	% of total	Breaks > 1 hr	Start	End
Friday, September 1, 2023	8	0	0%	0		
Saturday, September 2, 2023	0	0	-	0		
Sunday, September 3, 2023	1	0	0%	0		
Monday, September 4, 2023	3	0	0%	0		
Tuesday, September 5, 2023	48	1	2%	0	23:40	23:40
Wednesday, September 6, 2023	50	111	69%	3	11:25	20:56
Thursday, September 7, 2023	61	164	73%	5	8:59	21:56
Friday, September 8, 2023	4	119	97%	1	8:42	21:35
Saturday, September 9, 2023	8	48	86%	2	8:48	13:30
Sunday, September 10, 2023	6	17	74%	1	10:50	21:12
Monday, September 11, 2023	37	98	73%	0	17:43	20:41
Tuesday, September 12, 2023	28	19	40%	0	19:35	21:30
Wednesday, September 13, 2023	27	136	83%	3	12:21	22:55
Thursday, September 14, 2023	3	286	99%	0	10:09	20:18
Friday, September 15, 2023	7	216	97%	3	7:49	19:31
Saturday, September 16, 2023	0	43	100%	3	10:26	19:10
Sunday, September 17, 2023	0	39	100%	0	8:41	14:16
Monday, September 18, 2023	18	77	81%	3	8:15	20:17
Tuesday, September 19, 2023	53	49	48%	2	13:52	21:34
Wednesday, September 20, 2023	68	136	67%	2	7:14	20:57
Thursday, September 21, 2023	1	370	100%	2	9:04	20:24
Friday, September 22, 2023	20	265	93%	1	7:48	15:41
Saturday, September 23, 2023	2	6	75%	0	9:47	9:58
Sunday, September 24, 2023	6	200	97%	4	8:41	19:31
Monday, September 25, 2023	0	0	-	0		
Tuesday, September 26, 2023	10	149	94%	0	17:45	20:20
Wednesday, September 27, 2023	24	34	59%	2	7:24	21:35
Thursday, September 28, 2023	9	3	25%	0	20:26	20:38
Friday, September 29, 2023	2	0	0%	0		
Saturday, September 30, 2023	10	0	0%	0		
<b>TOTALS</b>	<b>514</b>	<b>2586</b>	<b>83%</b>			

34

# Some Patterns From September Log

- For 9 of the 30 days, this individual in the "Area of Interest" made over 94% of the complaints for the day.
- For 3 of those days, he/she made 100% of the complaints for the day.
- On 7 of the days, this individual did not start making complaints until after noon.
- On 3 of the days he/she did not start making complaints until after dinner.
- The pattern of breaking for lunch and dinner was clearly evident throughout the month.
- Overall, he/she made 83% of the complaints for the month.

# The Casper system is easily “spoofed”

- Casper complaint input page has mandatory inputs:
  - First & Last name
  - Complete address with ZIP code
  - Phone and e-mail
  - Complaint type
- There is no verification of authenticity
- Multiple entries can be made by returning to previous page, entering only street number and type of complaint—takes less than 1 minute
- Ease of “spoofing” makes complaint information unusable for decision making

# “Spoofing” test

DATE	TIME	ZIP	CITY	ZONE
9/30/2023	8:36:48 AM	90505	Torrance	Zone 0
9/30/2023	8:41:53 AM	90505	Torrance	Zone 0
9/30/2023	8:42:32 AM	90505	Torrance	Zone 0
9/30/2023	8:42:51 AM	90505	Torrance	Zone 0
9/30/2023	8:43:10 AM	90505	Torrance	Zone 0
9/30/2023	8:43:30 AM	90505	Torrance	Zone 0
9/30/2023	8:43:47 AM	90505	Torrance	Zone 0
9/30/2023	8:44:07 AM	90505	Torrance	Zone 0
9/30/2023	8:44:25 AM	90505	Torrance	Zone 0
9/30/2023	8:44:44 AM	90505	Torrance	Zone 0

Ten entries were made within 8 minutes. These were recorded in the Casper complaint data base as shown in the figure here

- Entries made from my home computer
- Entered Name: Bob Bogus
- Entered Address: GAC’s address
- Entered Reason: Curfew violation (curfew NOT in effect)

# CONCLUSIONS:

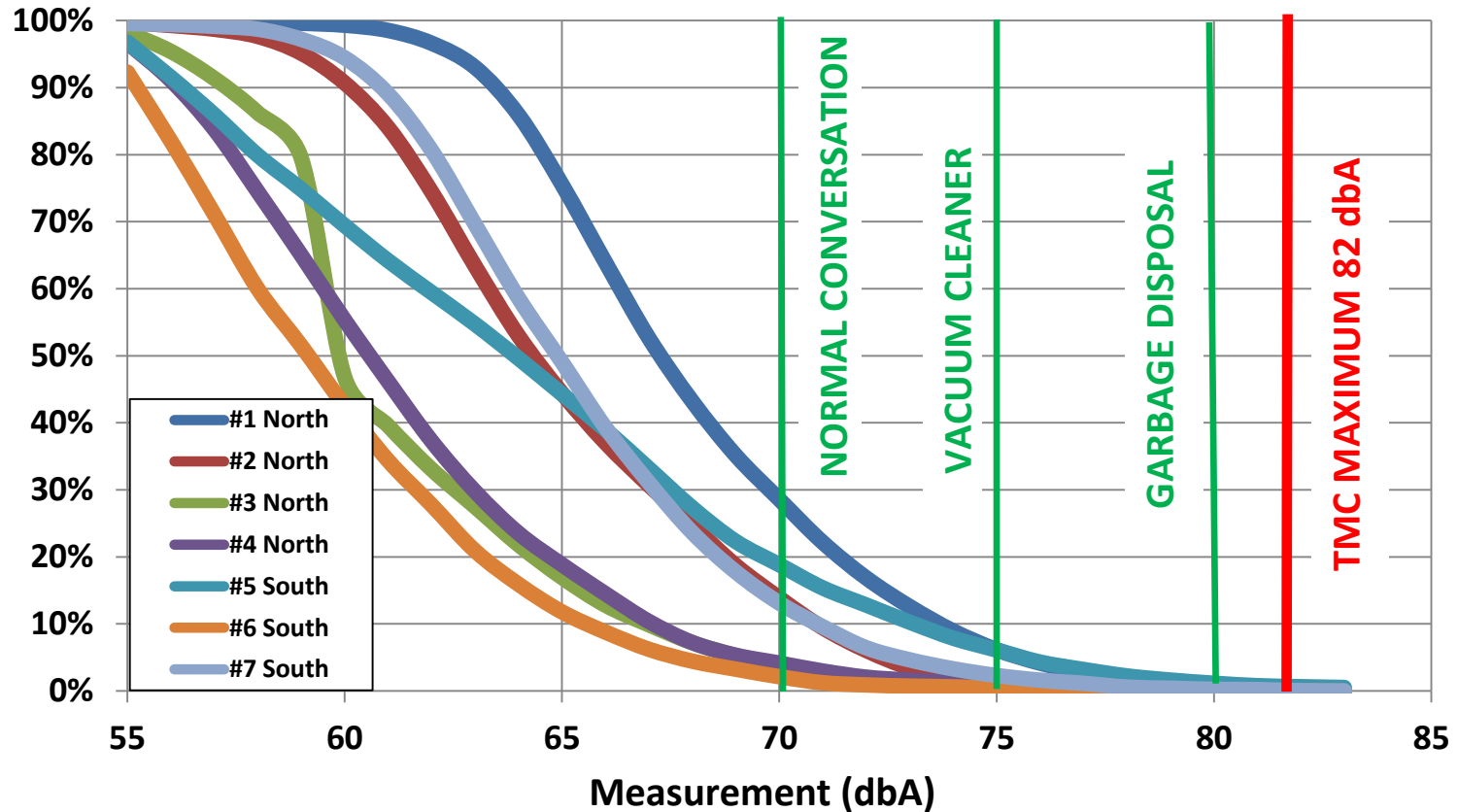
The use of complaint data was identified as the City's Figure of Merit (FOM) to evaluate airport policies (stated in 1/18/2023 meeting with flight schools, Ms Ramirez and Mr Megerdichian )

- Complaint data is completely unverified
- System is fully vulnerable to “spoofing”
- Complaints are subjective opinions made by unqualified individuals (who don't know the applicable rules) and are based solely on their personal perceptions and prejudices.
- FAA will not use complaint data in any analysis

**Complaint data are completely USELESS for evaluating Torrance Airport policy decisions or anything else!**

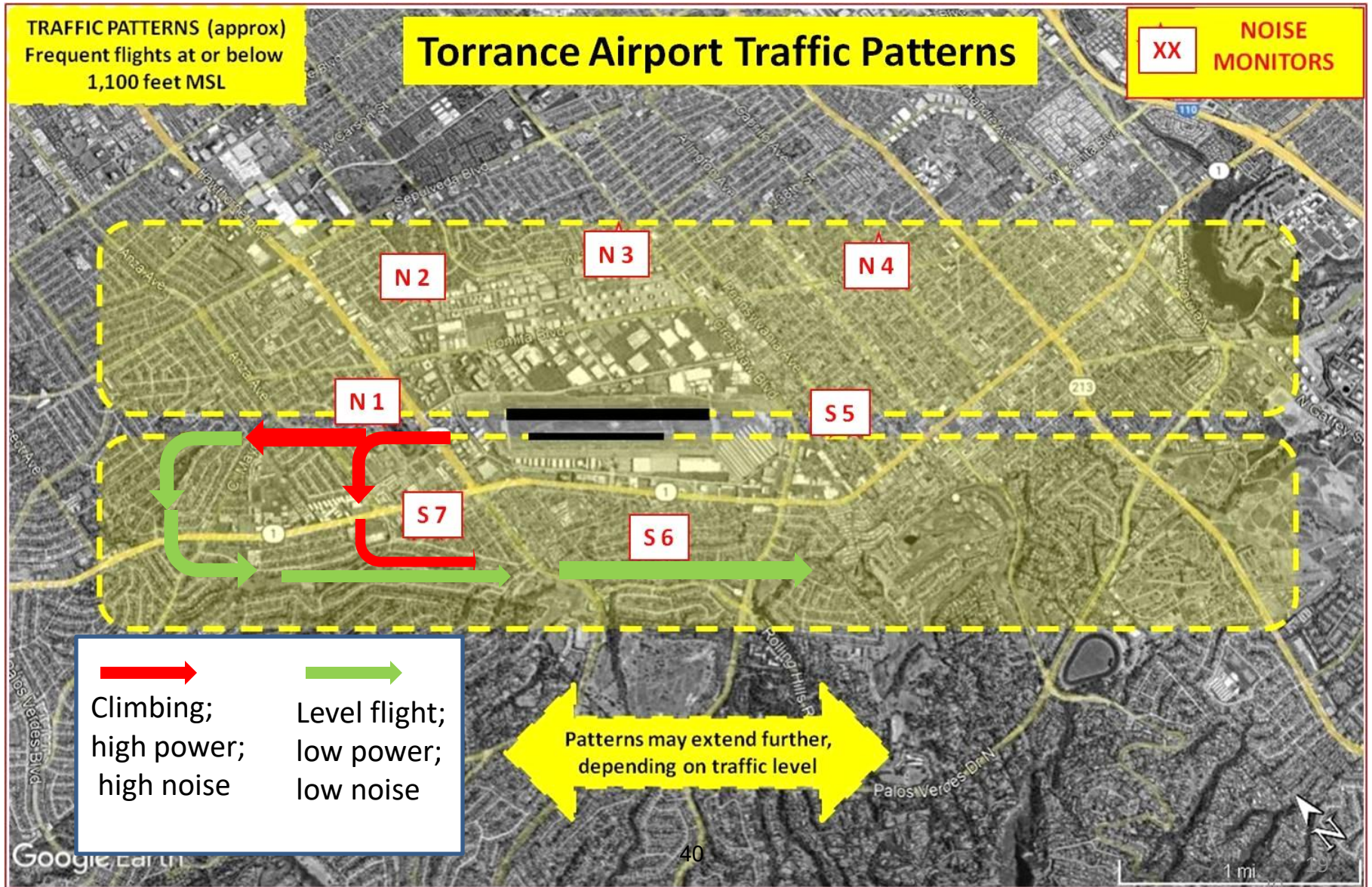
# Recommended Report Addition

## Percent of events exceeding listed noise level 2023 Q3





# RECOMMENDATIONS: “Quiet Procedures”



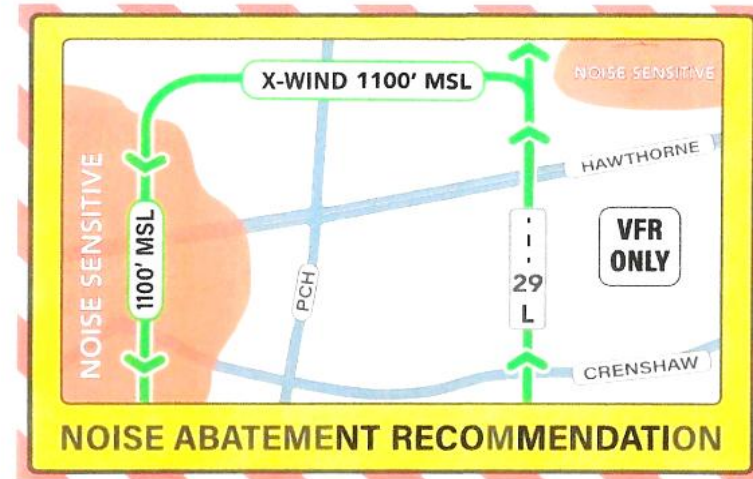




# A failure to communicate

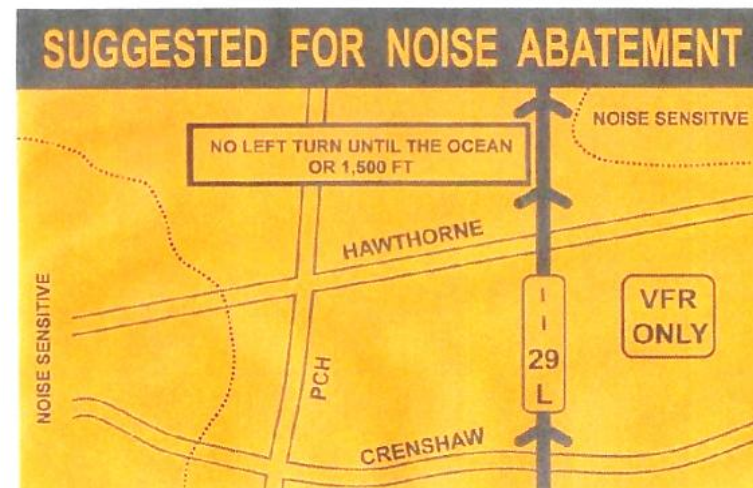
## TAA Version

1. Designed to be eye-catching
2. Shows pilot how to fly south pattern
3. Suggests pilot reach 1,100 MSL BEFORE turning crosswind
4. Suggests that 1,100 MSL required for entire downwind
5. Effectively explains "Quiet Procedures"

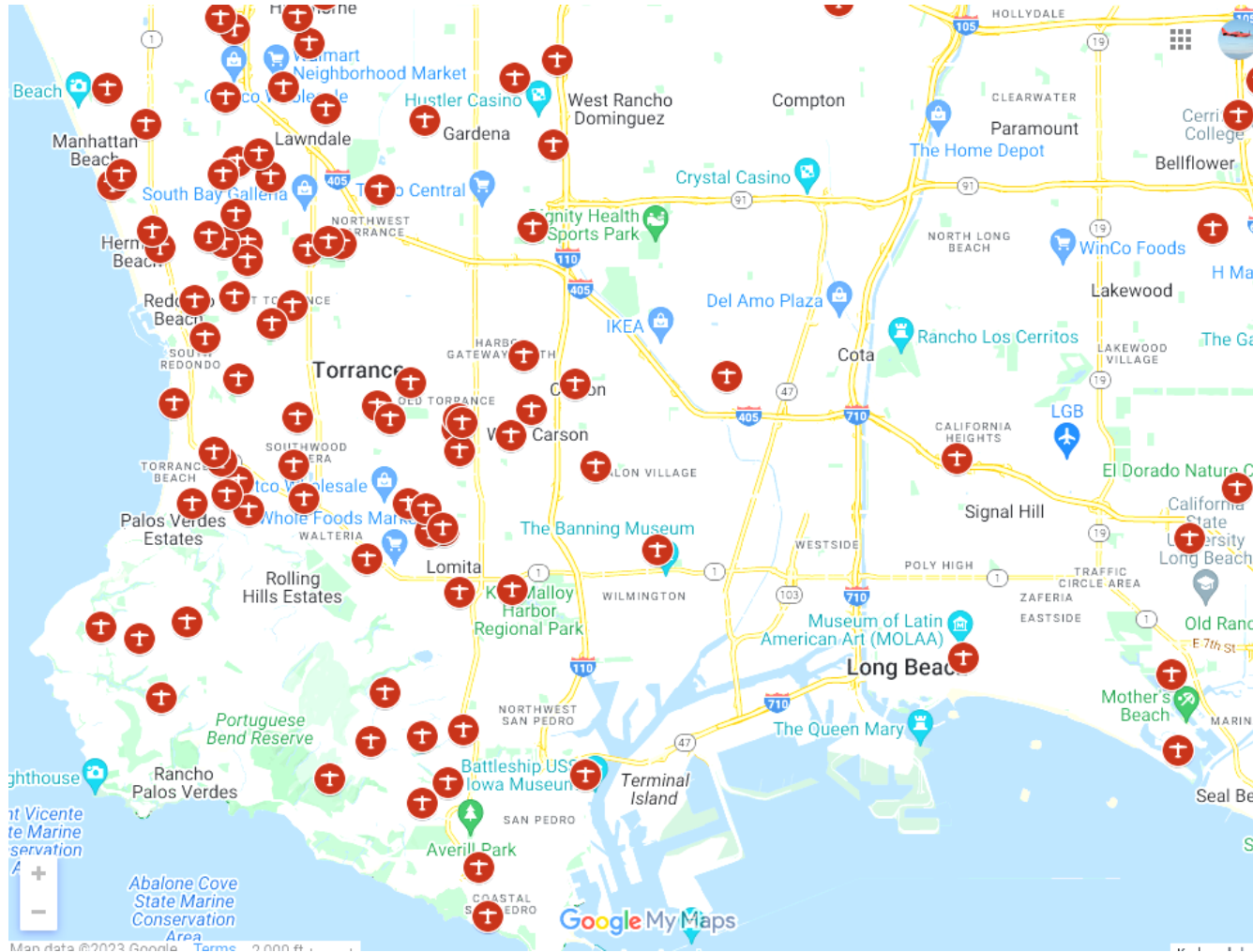


## City Version

1. Not eye-catching
2. No information about south pattern
3. No direction about minimum altitude for crosswind turn
4. No indication that 1,100 MSL is desired in south downwind
5. No information about "Quiet Procedures"

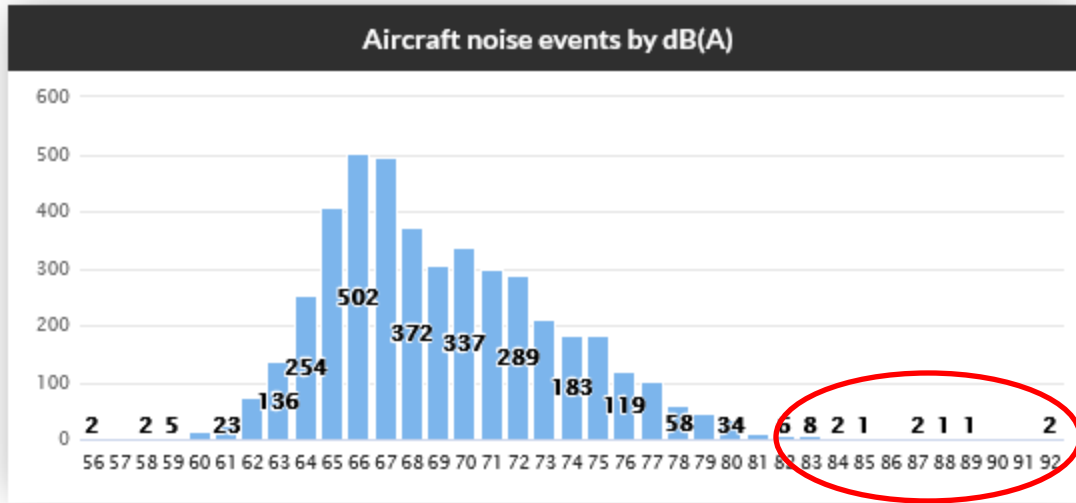


# RECOMMENDATIONS: SOURCE OF COMPLAINTS—an example



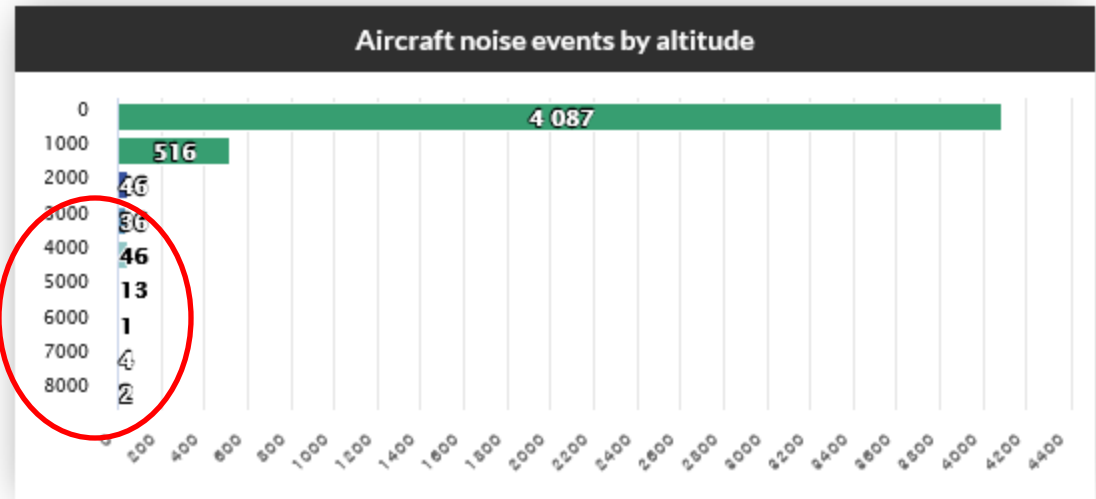
# Casper System Anomalies

## Casper Data June 2023



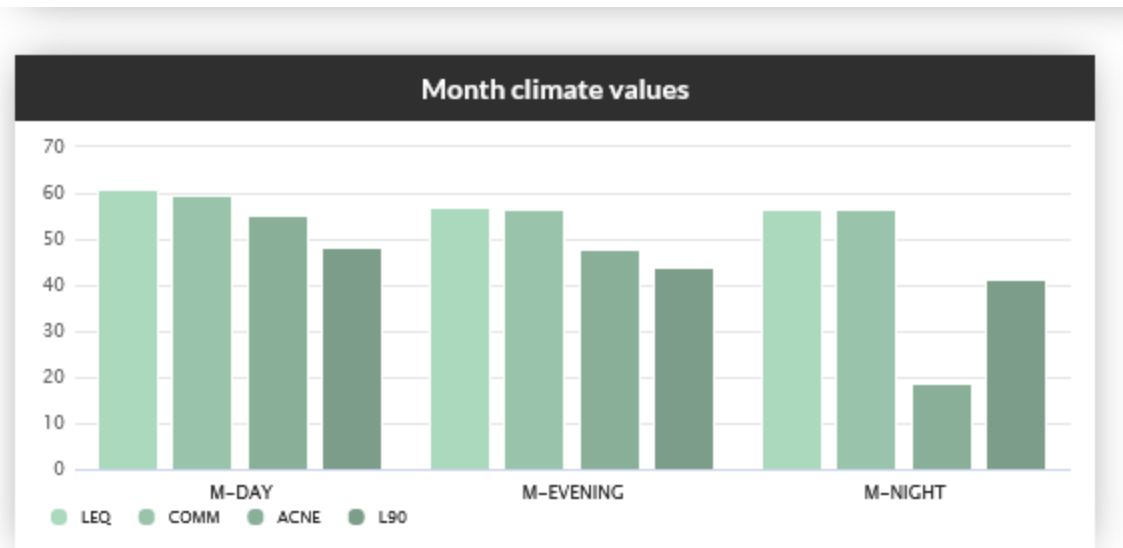
- Why do only a fraction of the measurements that exceed 82 dbA result in violation letters?

- Why are Aircraft Noise Events from high altitudes included in the stats?
- What are these?



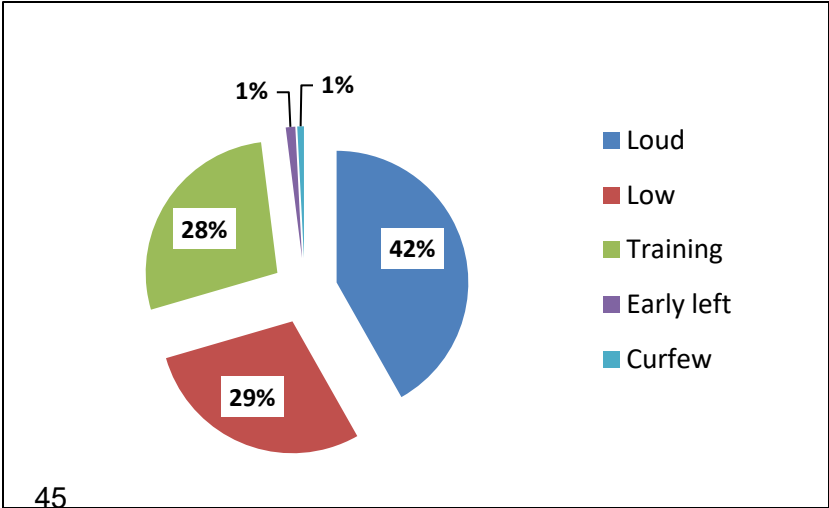
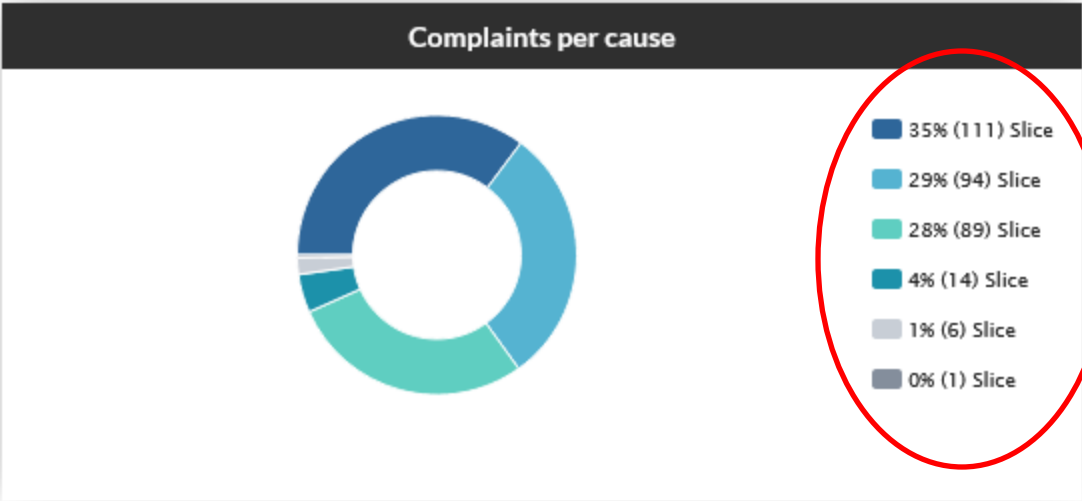
# QUESTIONS

- How are addresses assigned to areas?
- How are complaint source locations verified?
- How does the Casper System discriminate sounds from loud motorcycles, and other terrestrial sources?
- What is this graphic?
- What does it show?



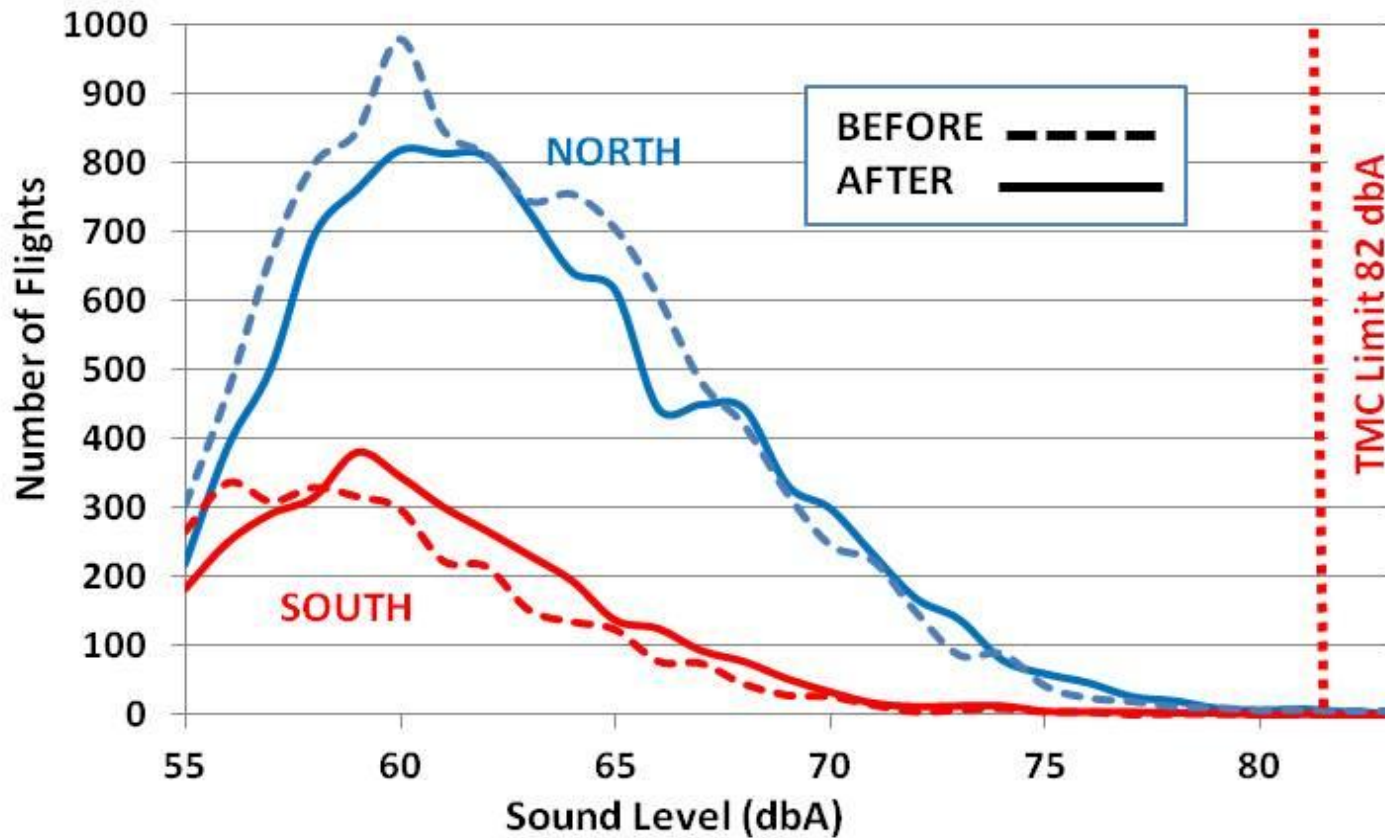
# QUESTIONS

- Why are “causes” not listed?
- What is “too low”?
- What is “too loud”?
- What is a “training” complaint



# Use Casper data to validate policy changes

Effects of Sling Pilot Academy abandoning the south pattern for T&Gs (4-month samples)



# RECOMMENDATIONS

- **Drop “number of complaints” as a FOM—use number and “location of individuals making complaints”**
- **Add “source of complaints” map in report**
- **Add a description of airport traffic patterns to City websites (ANCLUC Final Report 1981)**
- **Install “Quiet Procedures” signs at runways & taxiways**
- **Reflect “Quiet Procedures” in noise abatement documents**
- **Include sound profiles in reports**
- **Fix Casper System errors**

# QUESTIONS

- **Why won't the City explain airport traffic patterns to residents (strongly recommended in 1981 consultant report: ANCLUC) See [www.TorranceAirport.org/ancluc/](http://www.TorranceAirport.org/ancluc/)**
- **Why are there no noise violations in 2023 Q2?**
- **Why were the "Quiet Procedures" rejected?**
- **Why has Phil Bradshaw's position not been filled?**
- **Who is the Casper tech rep? What is contact info?**



# QUESTIONS FOR ME?