

In compliance with the Americans with Disabilities Act, if you need special assistance to participate in this meeting, please contact the City Clerk's office at (310) 618-2780. Notification 48 hours prior to the meeting will enable the City to make reasonable arrangements to ensure accessibility to this meeting. [28CFR35.102-35.104 ADA Title II]

Direct questions or concerns to the Commission Liaison at (310) 784-7900 or individual department head prior to submission to the Commission. Parties will be notified if the complaint will be included on a subsequent agenda.

Any correspondence received after 2:00 p.m. on Thursday November 9, 2023 on any item on the agenda will be provided to the Commission electronically and available for public inspection in the City Clerk's Office.

**TORRANCE AIRPORT COMMISSION AGENDA
NOVEMBER 9, 2023
REGULAR MEETING
7:00 P.M. WEST ANNEX COMMISSION MEETING ROOM
AT 3031 TORRANCE BL.**

**AIRPORT COMMISSION MAY TAKE ACTION ON ANY ITEM
LISTED ON THE AGENDA**

1. CALL MEETING TO ORDER

ROLL CALL: Commission members: Cohen, De Rago, Gong, Love, Marshall, Seferian,
Chair Minder.

2. FLAG SALUTE:

3. REPORT OF THE AIRPORT STAFF ON THE POSTING OF THE AGENDA

The agenda was posted on the Public Notice Board at 3031 Torrance Bl. and on the City's Website on Thursday November 2nd, 2023.

4. ANNOUNCEMENT OF WITHDRAWN, DEFERRED, AND/OR SUPPLEMENTAL ITEMS

5. ORAL COMMUNICATIONS (Limited up to a 15 minute period)

*This portion of the meeting is reserved for comment on items on the Consent Calendar or not on the agenda. Under the Ralph M. Brown Act, the Commission cannot act on items raised during public comment, but may respond briefly to statements made or questions posed; request clarification; or refer the item to staff. **No longer than 1 minute per speaker.** If presenting handout material to Commission, please provide 10 copies to staff before speaking.*

6. CONSENT CALENDAR

Matters listed under the Consent Calendar are considered routine and will be enacted by one motion and one vote. There will be no separate discussion of these items. If discussion is desired, that item will be removed by a Commissioner from the Consent Calendar and considered separately.

6A. APPROVAL OF MINUTES OCTOBER 12, 2023

7. ADMINISTRATIVE MATTERS

7A. Accept and File Monthly Update of Aeronautical Operational Information Under the Purview of the General Services Department.

7B. Accept and File Torrance Municipal Airport (Zamperini Field) Noise Abatement Quarterly Report for the Second Quarter of 2023 Under the Purview of the Community Development Department."

7C. Accept and File Presentation by Jim Gates.

8. COMMISSION ORAL COMMUNICATIONS

9. ADJOURNMENT

9A. Adjournment of Airport Commission Meeting to Thursday December 14, 2023, at 7:00 p.m. West Annex Commission Meeting Room.



**MINUTES OF A REGULAR MEETING OF THE
TORRANCE AIRPORT COMMISSION AGENDA**

1. CALL MEETING TO ORDER

The Torrance Airport Commission convened in a regular session at 7:00 p.m. on Thursday, October 12, 2023, in the West Annex Meeting Room.

ROLL CALL

Present: Commissioners Gong, Love, Marshall, Seferian, and Chair Minder.

Absent: Commissioner Cohen and Commissioner De Rago.

Also Present: City of Torrance Airport Manager Rafael Herrera and General Services Director Shant Megerdichian.

2. FLAG SALUTE

Commissioner Seferian led the Pledge of Allegiance.

3. REPORT FROM THE AIRPORT STAFF ON THE POSTING OF THE AGENDA

General Services Director Megerdichian reported that the agenda was posted on the Public Notice Board at 3031 Torrance Boulevard and on the City's Website on Thursday, October 5, 2023.

MOTION: Chair Minder moved to excuse the absences of Commissioner Cohen and Commissioner De Rago. Commissioner Marshall seconded the motion; a roll call reflected a 5-0 approval (Commissioner Cohen and Commissioner De Rago absent).

4. ANNOUNCEMENT OF WITHDRAWN, DEFERRED, AND/OR SUPPLEMENTAL ITEMS

General Services Director Megerdichian stated that Item 7B will be deferred to the next scheduled meeting Thursday, November 9, 2023.

Commissioner Marshall received concurrence to defer Item 7C to the next scheduled meeting Thursday, November 9, 2023.

5. ORAL COMMUNICATIONS

Members of the public spoke.

6. CONSENT CALENDAR

6A. APPROVAL OF MINUTES: SEPTEMBER 14, 2023

MOTION: Chair Minder moved to approve the September 14, 2023, minutes as amended. Commissioner Marshall seconded the motion; a roll call reflected a 5-0 approval (Commissioner Cohen and Commissioner De Rago absent).

7. ADMINISTRATIVE MATTERS

7A. ACCEPT AND FILE MONTHLY UPDATE OF AERONAUTICAL OPERATIONAL INFORMATION UNDER THE PURVIEW OF THE GENERAL SERVICES DEPARTMENT

City of Torrance Airport Manager Herrera provided a report on the monthly update of aeronautical operational information under the purview of the General Services Department:

- (7) hangars vacant / (40) tie downs are available.
- AWOS is close to finishing fine tuning details for the project.
- Meeting room schedule list is growing for the month of October.
- Hangar waitlist continues to grow.
- (3) incidents occurred in August, with no assistance needed from the Torrance Fire Department.
- 16,455 operations occurred in August, which was 400 operations less than 2022.

Members of the Commission spoke.

Members of the public spoke.

MOTION: Commissioner Marshall moved to accept and file Item 7A. Commissioner Seferian seconded the motion; a roll call reflected a 5-0 approval (Commissioner Cohen and Commissioner De Rago absent).

7B. ACCEPT AND FILE TORRANCE MUNICIPAL AIRPORT (ZAMPERINI FIELD) NOISE ABATEMENT QUARTERLY REPORT FOR THE SECOND QUARTER OF 2023 UNDER THE PURVIEW OF THE COMMUNITY DEVELOPMENT DEPARTMENT

Item 7B deferred to next scheduled meeting Thursday, November 9, 2023.

7C. ACCEPT AND FILE PRESENTATION BY TORRANCE AIRPORT ASSOCIATION (TAA)

Item 7C deferred to next scheduled meeting Thursday, November 9, 2023.

8. ORAL COMMUNICATIONS

Members of the Commission spoke.

Commissioner Seferian received concurrence that staff reach out to COTAR [Coalition for Torrance Airport Reform] to see if there is interest in doing a presentation for the Torrance Airport Commission.

General Services Director Megerdichian announced that City Council will hear an Item to reconsider the ban of touch and goes during their next scheduled meeting Tuesday, October 17, 2023.

9. ADJOURNMENT

MOTION: At 7:37 p.m. Commissioner Seferian moved to adjourn the meeting to Thursday, November 9, 2023, in the West Annex Meeting Room at 7:00 p.m. Commissioner Marshall seconded the motion; a roll call reflected a 5-0 approval (Commissioner Cohen and Commissioner De Rago absent).

###

Commission meeting of
NOVEMBER 9, 2023

Honorable Chair and Members
of the Airport Commission

Members of the Commission:

SUBJECT: Transmittal of Aeronautical Operational Information under the Purview of
the General Services Department for the Months of **OCTOBER 2023**

The General Services Department acts as both the landlord for the city-owned facilities
at the airport and as business manager for the airport. As such, the department is
providing the following informational reports for review by the commission:

Report #1: Hangar and Tie down Rental Status

Report #2: Ongoing Projects

Report #3: Meeting Room Calendar

Report #4: Hangar Waiting List

Report #5: Events Requiring Emergency Response

Report #6: Airfield Operations Status

For any questions about this transmittal, please call Rafael Herrera at
(310) 784-7900.

REPORT 1

ZAMPERINI FIELD

HANGAR AND TIEDOWN INFORMATION

Total Number of City-Owned Hangars	341
Total Number of Hangar Vacancies	6
Total Number of Airport Tiedowns	181
Total Number of Tiedowns Available	38

The 341 hangars owned by the City are broken down into three size categories: small, medium, and executive. Of 341 total hangars, 74 were built by the City, while 267 hangars were funded by several private contractors. At time of construction, these hangars were built with individual preferences in mind and were not standardized according to size. Here are approximate sizes of small, medium and executive hangars.

Small Type A: Under 40' Door Opening Width	800-1,200 sq. ft.
Small Type B: 40'-41' Door Opening Width	800-1,200 sq. ft.
Medium: 52'-54' Door Opening Width	1,200-2,200 sq. ft.
Executive: 57'-61' Door Opening Width	2,200-3,200 sq. ft.

Current rates for hangars are: \$0.686/sq. ft. per month for Torrance Residents.
\$0.769/sq. ft. per month for Non-Residents.

Current rates for Tiedowns are: Single Engine \$136.00
Twin Engine \$150.00

Current rates for Transient (Overnight) are: Single Engine \$11.00
Twin Engine \$18.00
Jet Engine \$23.00

REPORT 2

ONGOING PROJECTS NOVEMBER 9, 2023

Automated Weather

- Observing System (AWOS)** – We have met with AWOS specialist, Federal Aviation Administration, an electrical contractor, airport engineering consulting firms to structure a plan for this project. This is a multi-component project that involves location, weather equipment, installation, and implementation. We have met with Lean Corporation staff and will continue to meet with them in the next several months' in the survey and design phase of this project. Lean has vast experience with numerous aviation projects throughout the county and they are locally based. We have met with Lean Corp. to review all the technical information to thoroughly review the project and analyze this every step of the way. We will have monthly updates as we progress throughout the project.
- Design phase 100% completed by October 2023.
 - Project out to bid by early 2024
 - Construction to begin late Summer 2024.
 - Construction completion Fall 2024.
 - Operational by late Fall 2024.

Taxiway Light and Wire Replacement

- The taxiway Light and Wire Replacement was awarded on April 11, 2023 to Belco Elecnor an electrical contractor. This is a multi-location project that involves several taxiway sections. We held a preconstruction meeting on April 25, 2023 with Belco Elecnor staff and will continue to meet with them in the next several weeks. Belco has as experience with airport electrical projects throughout the local area and they are locally based in Chino, CA. We are patiently waiting for FAA determination before starting project. We will have monthly updates as we progress throughout this development.
- We anticipate initiating work January 2024
 - We anticipate completing work to be completed by February 2024.

**NON-
INFRASTRUCTURE**

Capital Projects

	<u>FEAP #</u>	<u>PRIMARY FUNDING</u>	<u>PROJECT TOTAL</u>
Automated Weather Observing System (AWOS)	FEAP – 00722	AIRPORT	\$352,000
Remodel General Aviation Center and East “T” Restrooms	FEAP – 00719	AIRPORT	\$275,000
Taxiway Light and Wire Replacement	REPAIR	AIRPORT	\$449,282
Total			\$1,076,282

REPORT 3

NOVEMBER MEETING ROOM SCHEDULE

11/1	AYSO	6:30PM-9:30PM	A & B
11/2	SO BAY QUILTERS	10AM-12AM	A & B
11/3	PRIVATE MEETING	7PM-8PM	A & B
11/5	MIRACLE LIFE COMMUNITY CHURCH	9:30AM-11:30AM	A & B
11/5	MMLA INC	5PM-8:PM	A & B
11/10	PRIVATE MEETING	7PM-8PM	A & B
11/10	WESTERN MUSEUM OF FLIGHT	12:00PM – 4:00PM	A & B
11/12	MIRACLE LIFE COMMUNITY CHURCH	9:30AM-11:30AM	A & B
11/13	SO BAY CAMERA CLUB	6:30PM-9:30PM	A & B
11/15	VISTA FOR KIDS	9AM-12PM	A & B
11/17	PRIVATE MEETING	7PM-8PM	A & B
11/18	PHENOMENAL WOMAN	11:30-2:30PM	A & B
11/19	MIRACLE LIFE COMMUNITY CHURCH	9:30AM-11:30AM	A & B
11/19	CALIFORNIA TAX PAYER	4:30PM-7:30PM	A & B
11/21	SO BAY ORCHID SOCIETY	6:30PM-7:30PM	A & B
11/21	BOYSCOUTS	7:45PM-9:45PM	A & B
11/24	PRIVATE MEETING	7PM-9PM	A & B
11/25	PRIVATE MEETING	11AM-7PM	A & B
11/26	MIRACLE LIFE COMMUNITY CHURCH	9:30AM-11:30AM	A & B
11/27	SO BAY CAMERA CLUB	6:30PM-9:30PM	A & B

REPORT 4
HANGAR WAITING LIST

1	Schmidt, O.	01/17/12	MEDIUM
2	Bohner, R.	08/21/12	EXEC
3	Freitag, D.	11/05/12	EXEC
4	Striplin, D.	04/17/13	EXEC
5	Myronowicz, C.	05/01/13	MED/EXEC
6	Dwoskin, D.	07/12/13	EXEC
7	Deaver R.	10/22/13	EXEC
8	Ellison, B.	11/05/13	EXEC
9	Adams, R.	01/10/14	EXEC
10	Grau, W.	01/31/14	MED/EXEC
11	Yarymovych, N.	05/05/14	MED/EXEC
12	Rietdyk, G.	11/26/14	MED/EXEC
13	Deal, J.	03/12/15	MED/EXEC
14	Deal, B.	03/12/15	MED/EXEC
15	Myers, L.	03/12/15	MED/EXEC
16	Reisman, G.	08/20/15	MEDIUM
17	Garcia, D.	08/20/15	MED/EXEC
18	Hadley, L.	08/31/15	MED/EXEC
19	Schladen, M.	02/18/16	MED/EXEC
20	Robinson, A.	03/22/16	MEDIUM
21	Broen, P.	05/06/16	MED/EXEC
22	Macey, B.	08/02/16	MED/EXEC
23	Van De Velde, D.	09/26/16	MEDIUM
24	Woodside, D.	12/29/16	MED/EXEC
25	Ristevski, B.	01/09/17	MED/EXEC
26	Mabry, M.	01/24/17	MED/EXEC
27	Geiger, G.	02/06/17	EXEC
28	Adli, B.	02/22/17	EXEC
29	Constable, W.	03/23/17	EXEC
30	Stewart, D.	04/07/17	EXEC
31	Regan, K.	05/24/17	MEDIUM
32	Gerts, I.	06/27/17	MEDIUM
33	Armstrong, S.	11/14/17	MED/EXEC
34	Levine, M.	01/26/18	MED/EXEC
35	Bryson, Z.	03/22/18	EXEC
36	Badour, S.	09/24/18	MED/EXEC
37	Wachner, J.	10/02/18	MED/EXEC
38	Vartanian, J.	10/15/18	MED/EXEC
39	McNerney, R.	11/05/18	MED/EXEC
40	McKay, R.	03/28/19	MEDIUM
41	Burshtan, D.	06/24/19	MEDIUM
42	Ribitsch, R.	10/04/19	MEDIUM
43	Jenkins, R.	12/03/19	MEDIUM
44	Colton, J	06/03/20	MEDIUM
45	Ristevki, B.	10/02/20	MED/EXEC
46	Elminoufi, G.	01/08/21	MED/EXEC
47	McGivern, J.	05/14/21	MED/EXEC
48	Zimmer, C.	05/26/21	EXEC
49	Hong, D.	06/17/21 10	MED/EXEC
50	Henry, M.	09/28/21	MED/EXEC

51	Ford, W.	09/28/21	MEDIUM
52	Liu, A.	12/28/21	MED/EXEC
53	Blaire, W.	03/31/22	MED/EXEC
54	Holm, B.	06/09/22	MED/EXEC
55	Peterson, J.	07/11/22	MEDIUM
56	Au, J.	07/18/22	EXEC
57	Nosrati, D.	10/03/22	SMALL TYPE A OR B
58	Cox, P.	11/02/22	SMALL TYPE A OR B
59	Jimenez, R.	11/08/22	EXEC
60	Hernandez, H.	11/15/22	SMALL TYPE B/MED
61	Olson, D.	12/09/22	SMALL TYPE A, B OR EXEC
62	Shimomura, M.	01/17/23	SMALL TYPE A OR B
63	Rubasky, B.	02/15/23	SMALL TYPE A OR B
64	Gazsi, T.	02/21/23	SMALL TYPE B OR MED
65	Ye, M.	03/01/23	SMALL TYPE B
66	Ebrahim, S.	03/09/23	MED/EXEC
67	Osipov, Y.	03/16/23	MED/EXEC
68	Guerrero, D.	04/03/23	SMALL TYPE A OR B
69	Kanfoudi, K.	04/04/23	EXEC
70	Blaire, W.	04/20/23	SMALL TYPE B
71	Gattu, P.	04/26/23	SMALL TYPE B/MED
72	Adams, R.	05/01/23	SMALL TYPE B
73	Sappington, S.	06/20/23	SMALL TYPE A OR B
74	Tanaka, A.	06/21/23	SMALL TYPE A
75	Beckwith, R.	07/03/23	SMALL TYPE B
76	Parks, L.	7/07/23	SMALL TYPE B/MED
77	Schroeder, J.	08/01/23	SMALL TYPE A
78	Bohner, R.	08/02/23	SMALL TYPE B
79	Nakamura, H.	08/28/23	SMALL TYPE A OR B
80	Balakumar, A.	09/01/23	SMALL TYPE A OR B
81	Wolfe, S.	09/06/23	SMALL TYPE B
82	Jones, K.	09/07/23	SMALL TYPE A OR B
83	Miller, J.D.	09/14/23	SMALL TYPE A, B OR MED
84	Sholl, M.	10/03/23	SMALL TYPE A
85	Banos, P.	10/05/23	SMALL TYPE A OR B
86	Allen, T.	10/11/23	SMALL TYPE A OR B
87	Dunbar, K.	10/18/23	SMALL TYPE A OR B

Summary of Changes to Hangar Waiting List

Applicants From Waiting List Who Received Hangars

Palmer, G. 10/16/23 Small Type A

New Waiting List Applicants Added

Dunbar, K. 10/18/23 Small Type A or B

Request For Refund/Removal From Hangar Waiting List

*Hangars Received Through Advertisement (not from Waiting List)

NON-AVIATION HANGAR WAITING LIST

1	Barry, J.	05/10/22	SMALL
2	McGivern, J.	05/13/22	SMALL
3	Kwan, T.	05/19/22	SMALL
4	Chang, M.	05/19/22	SMALL
5	McGrath, S.	05/26/22	SMALL
6	Schroff, G.	06/09/22	SMALL
7	Pudumjee, V.	06/24/22	SMALL
8	Rodriguez, M.	08/04/22	SMALL
9	Ahmed, J.	08/31/22	SMALL
10	Lindman, P.	09/06/22	SMALL
11	Lee, B.	09/15/22	SMALL
12	Kane, C.	09/26/22	SMALL
13	Walters, J..	10/10/22	SMALL
14	Valentino, A	10/24/22	SMALL
15	Tanaka, A.	11/21/22	SMALL
16	Juska, P.	11/23/22	SMALL
17	Aparicio, A.	02/09/23	SMALL
18	Flaig, F.	03/28/23	SMALL
19	Thomson, J.	05/08/23	SMALL
20	Viking, J.	08/22/23	SMALL
21	Fitton, L.	09/05/23	SMALL
22	Yau, V.	09/18/23	SMALL
23	Giebler, M.	10/02/23	SMALL
24	Thompson, S.	10/12/23	SMALL

Summary of Changes to Non-Aviation Hangar Waiting List

Applicants From Waiting List Who Received Hangars

New Waiting List Applicants Added

Thompson, S.

10/12/23

Small Type A

Request For Refund/Removal From Hangar Waiting List

*Hangars Received Through Advertisement (not from Waiting List)

REPORT 5

EVENTS REQUIRING EMERGENCY RESPONSE FOR THE MONTH OF SEPTEMBER 2023

OPERATIONS	-----TOTAL	18,932
INCIDENTS	-----	2
ACCIDENTS	-----	0
PERCENT OF OPERATIONS	-----	.01

Airport Incidents:

9/14/2023- 14:50- Mobile 102 responded to a Sling aircraft with engine roughness. Volts and amps into negative. Aircraft landed and taxied to tiedown, with no further incident. TFD was not required.

9/19/2023- 13:00- Mobile 102 responded to a Diamond Star DA-40 aircraft with a flat tire on Runway 29L. Taxied off runway and towed by Mobile 102 to the base of tower without further incident.

Definitions:

ACCIDENTS: An occurrence associated with the operation of an aircraft, which takes place between the time any person boards the aircraft with the intention of flight and all such persons have disembarked, and in which any person suffers death or serious injury, or in which the aircraft receives substantial damage.

SUBSTANTIAL DAMAGE means damage or failure which adversely affects the structural, strength, performance, or flight characteristics of the aircraft, and which would normally require major repair or replacement of the affected component. Engine failure or damage limited to an engine if only one engine fails or is damaged, bent fairings or cowling, dented skin, small punctured holes in the skin or fabric, ground damage to rotor or propeller blades, and damage to landing gear, wheels, tires, flaps, engine accessories, brakes, or wingtips are not considered "substantial damage".

SERIOUS INJURY means any injury which: (1) requires hospitalization for more than 48 hours, commencing within 7 days from the date the injury was received; (2) results in a fracture of any bone (except simple fractures of fingers, toes, or nose); (3) causes severe hemorrhages, nerve, muscle or tendon damage; (4) involves any internal organ; or (5) involves second or third degree burns; or any burns affecting more than 5% of the body surface.

INCIDENT: Any occurrence other than an accident associated with the operation of an aircraft, which affects or could affect the safety of operations.

NOTE: Per the FAA, Airport Operations totals will no longer be reported for the previous month. Due to automation, the totals will now be reported two months after they occur.

REPORT 6

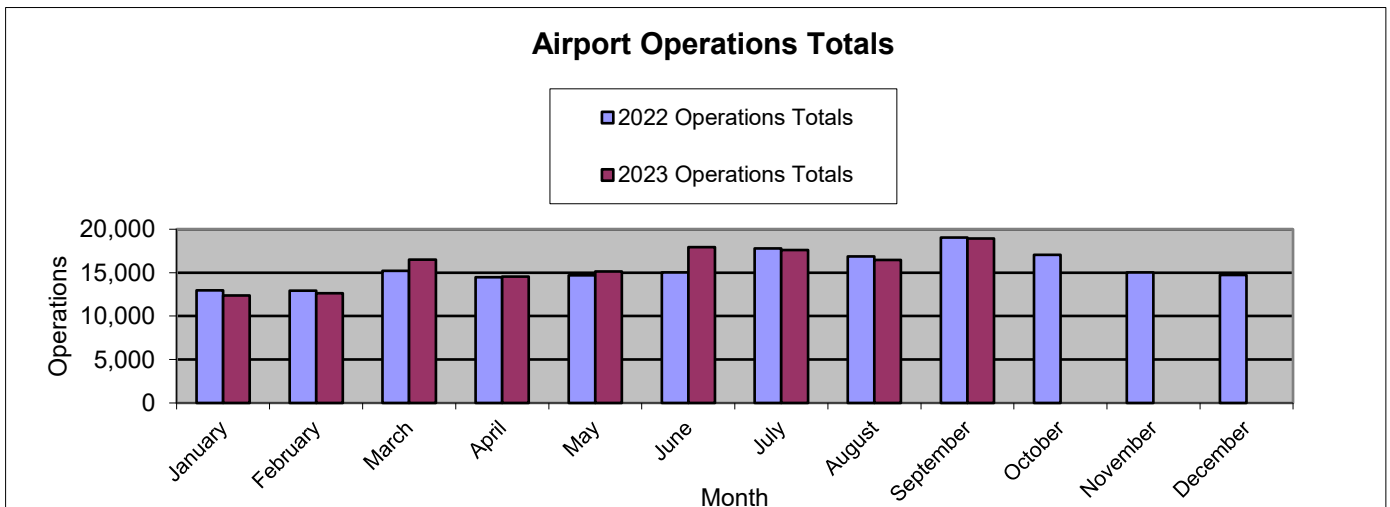
AIRFIELD OPERATIONS STATUS ZAMPERINI FIELD

OPERATIONS ACTIVITIES FOR THE MONTH OF **SEPTEMBER 2023**

- Morning runway, taxiway, and hospital pad/lights checked for safety
- Foreign object debris checked on all runways and taxiways
- Storm water check done (for foreign object debris) for all drains, inlets, and outlets
- All runways, taxiways, and ramp areas vacuum swept
- Various hangars cleaned and prepared for rental
- All taxiway lights and signs sprayed for weeds
- All runways and taxiways swept
- Large items removed from trash bin area
- FOD removed from fence line

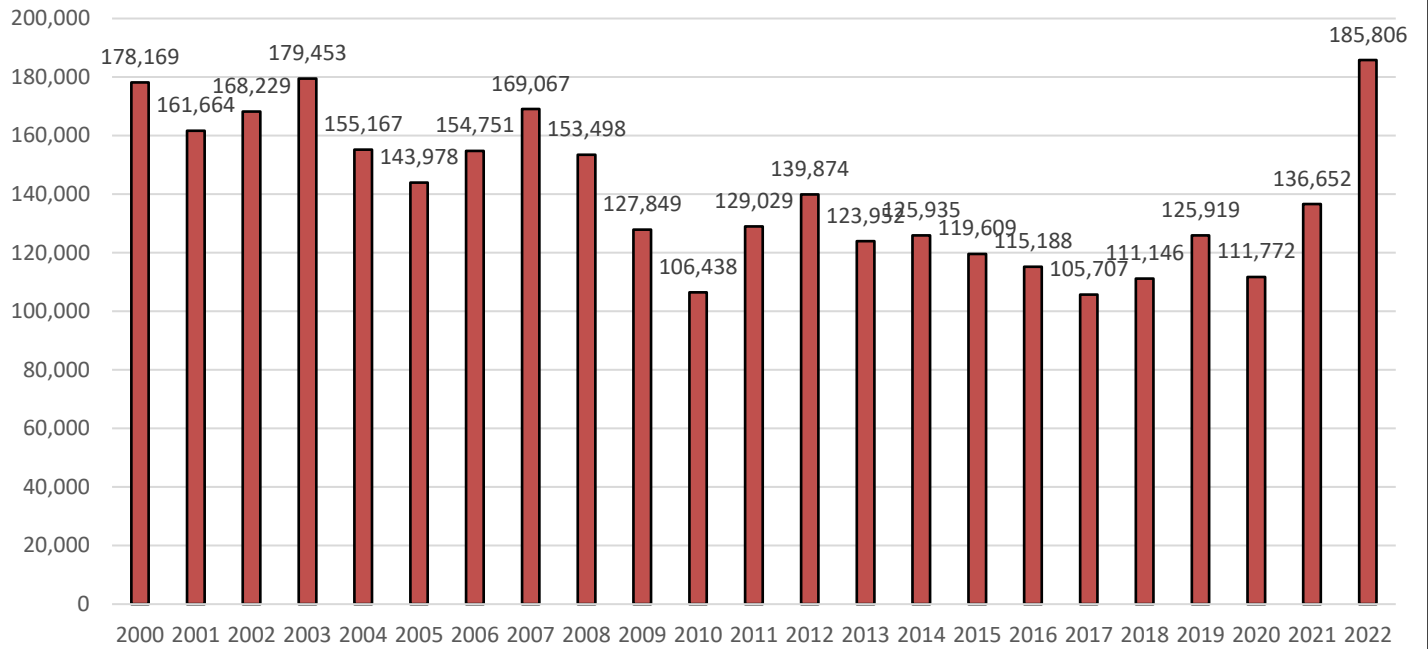
2022/2023 OPERATIONS TOTALS

Month	Year	Operations		Month	Year	Operations
January	2023	12,389		January	2022	12,965
February	2023	12,618		February	2022	12,930
March	2023	16,495		March	2022	15,204
April	2023	14,549		April	2022	14,457
May	2023	15,152		May	2022	14,703
June	2023	17,929		June	2022	15,045
July	2023	17,602		July	2022	17,804
August	2023	16,455		August	2022	16,870
September	2023	18,932		September	2022	19,037
October	2023			October	2022	17,053
November	2023			November	2022	15,024
December	2023			December	2022	14,714



2000 - 2022 Airport Operations Totals

■ Total Operations



This Page Intentionally Left Blank

Chair and Members
of the Airport Commission
City Hall
Torrance, California

Members of the Commission:


SUBJECT: Accept and File Torrance Municipal Airport (Zamperini Field) Noise Abatement Quarterly Report for the Second Quarter of 2023 Under the Purview of the Community Development Department.

The Community Development Department manages the Noise Abatement program at the Airport. As such, the Department is providing a Quarterly report to the Commission.

The Quarterly report is an overview of each of the quarters of the fiscal year and contains information regarding the number of violations and complaints and information regarding the number of Airport Hearing Boards and outcomes.

Respectfully submitted,

MICHELLE G. RAMIREZ
COMMUNITY DEVELOPMENT DIRECTOR

By 
Nora Duncan
Sr. Environmental Quality Officer

Attachment:

- 1) Quarterly Report

Complaints and Violations 2nd Quarter 2023

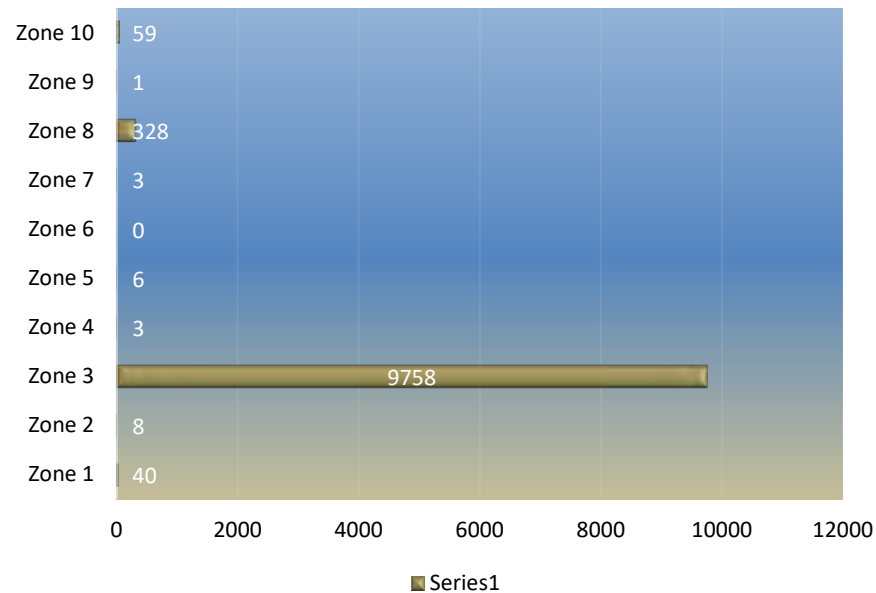
2ND QUARTER 2023

Complaint Total	10,206
-----------------	--------

Reports by Regular Reporting Parties	10,120
--------------------------------------	--------

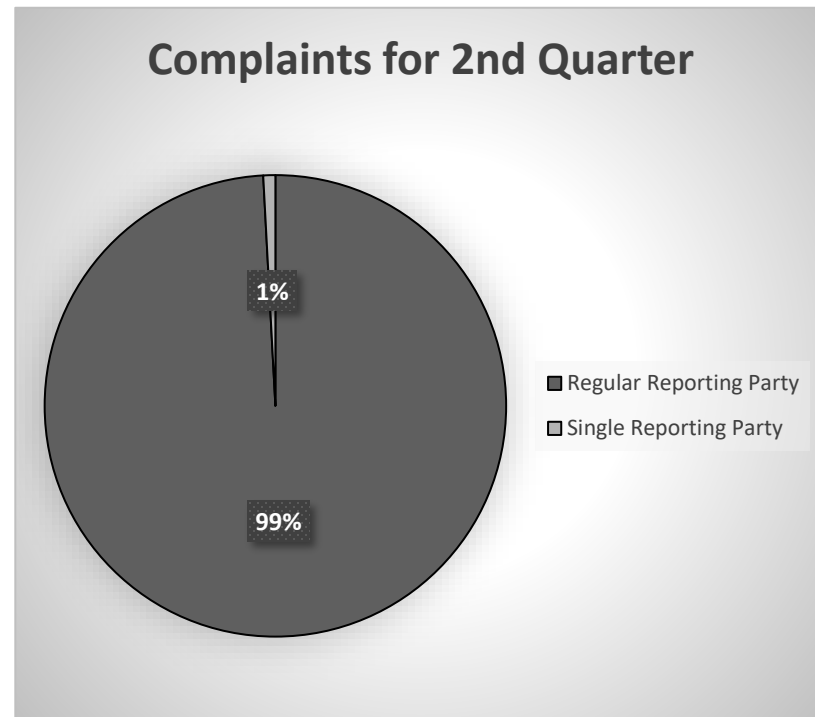
For the purposes of the Quarterly report, Regular Reporting Party/Regular User is a term used for an individual who reports 10 or more times in a Quarter, but are not necessarily the same individual every quarter. The term "Regular reporting party" or "Regular user" is qualified by usage, not by personal identification.

Complaints by Zone



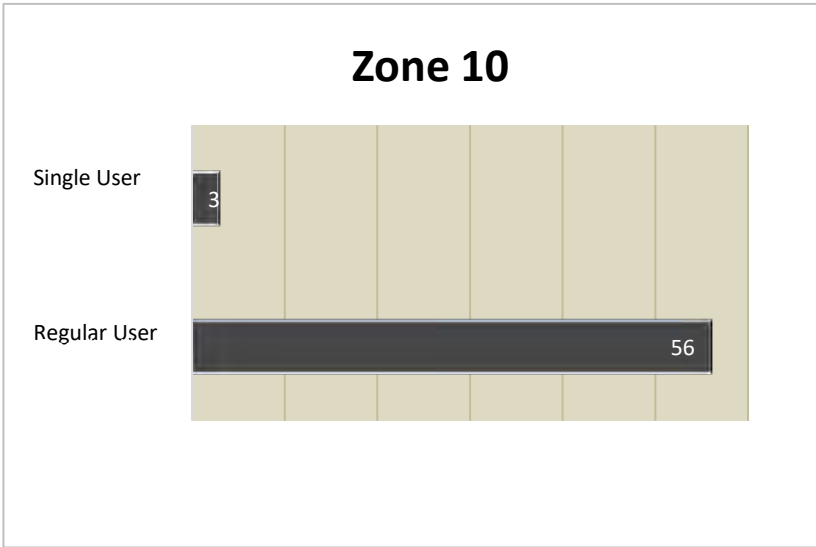
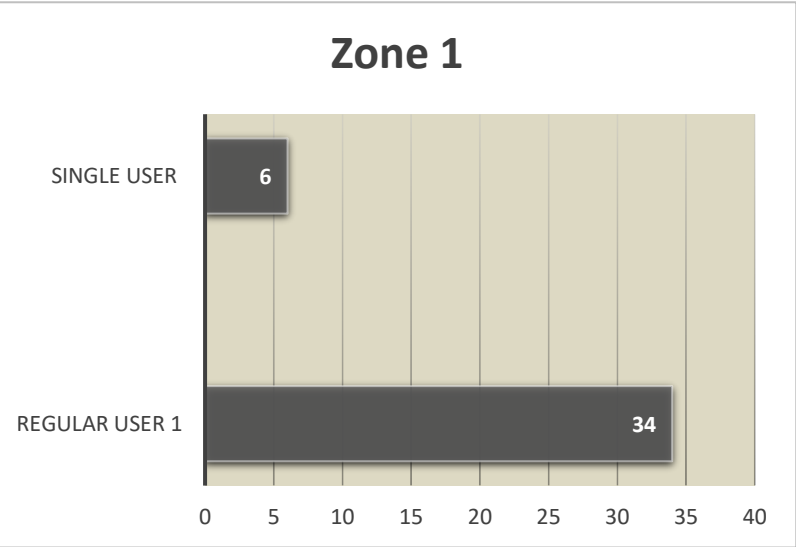
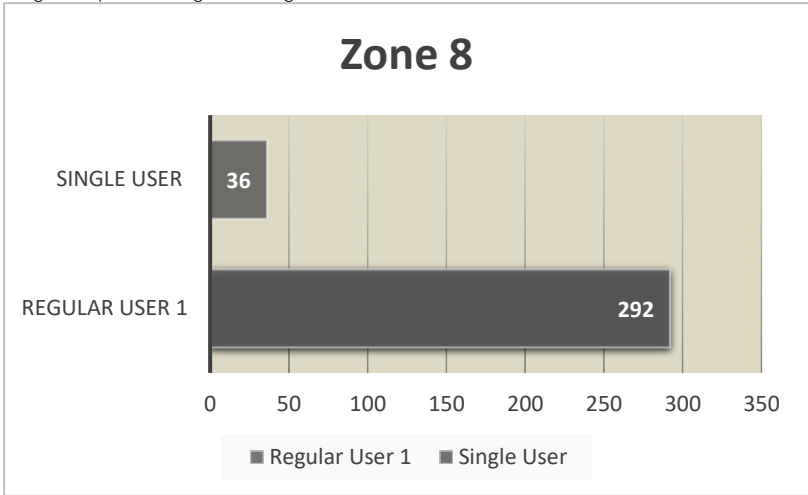
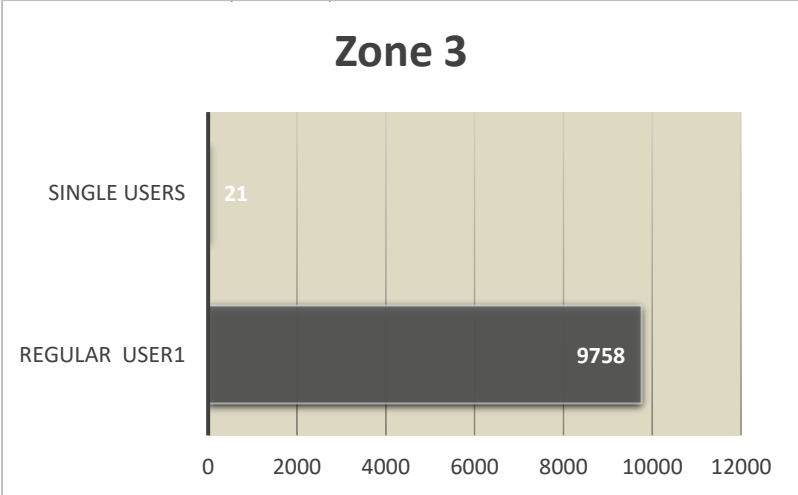
*Zones 1, 3, 8 & 10 had the highest percentage of reports.

Complaints for 2nd Quarter



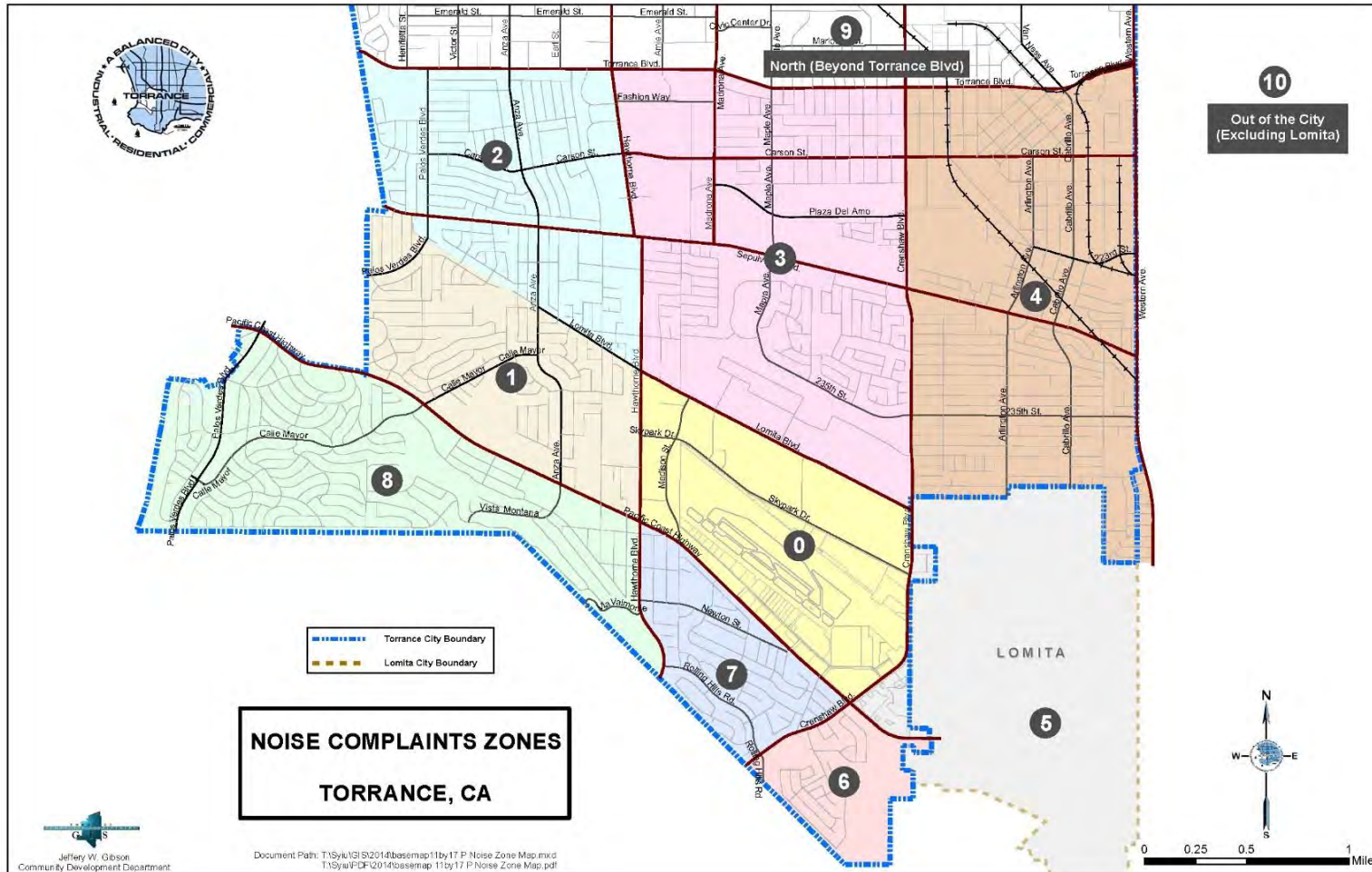
Complaints and Violations 2nd Quarter 2023

The zones represented in this section of the quarterly report, are the zones with the highest number of number of complaints/reports. Some of these zones are also contain the highest percentage of "regular users."



Complaints and Violations 2nd Quarter 2023

The below map represents the areas surrounding the Torrance Airport, which has been broken up into zones. Zones 1-4 & 6-8 areas within the City limits which are directly adjacent to the Torrance Airport. Zone 0 is the airport proper. Zone 9 represents the remainder of the City of Torrance, and Zone 10 represents neighboring cities and callers whose location is not known. The City of Lomita is the only city to have its own zone (zone 5), as it is adjacent to the airport and directly affected by runway 11 Left.



Complaints and Violations 2nd Quarter 2023

VIOLATIONS FOR QUARTER 2 2023

MONTH	NOISE	TRAINING	CURFEW		
April	0	0	0		
May	0	0	0		
June	0	8	0		

This Page Intentionally Left Blank

Honorable Chair and Members
of the Airport Commission
City Hall
Torrance, California

Members of the Commission:

SUBJECT: Accept and File Presentation by Jim Gates.

Presentation by Jim Gates. This noise report presentation was requested by your honorable body at the September 14, 2023 Airport Commission meeting.

Respectfully Submitted,

A handwritten signature in black ink that reads "Gerry Pinela". The signature is written in a cursive style with a large initial "G".

Gerry Pinela,
Facilities Operations Manager

Attachment A: We have Questions

We Have Questions

Torrance Airport Commission
12 October 2023

Jim Gates
www.torranceairport.org

AGENDA

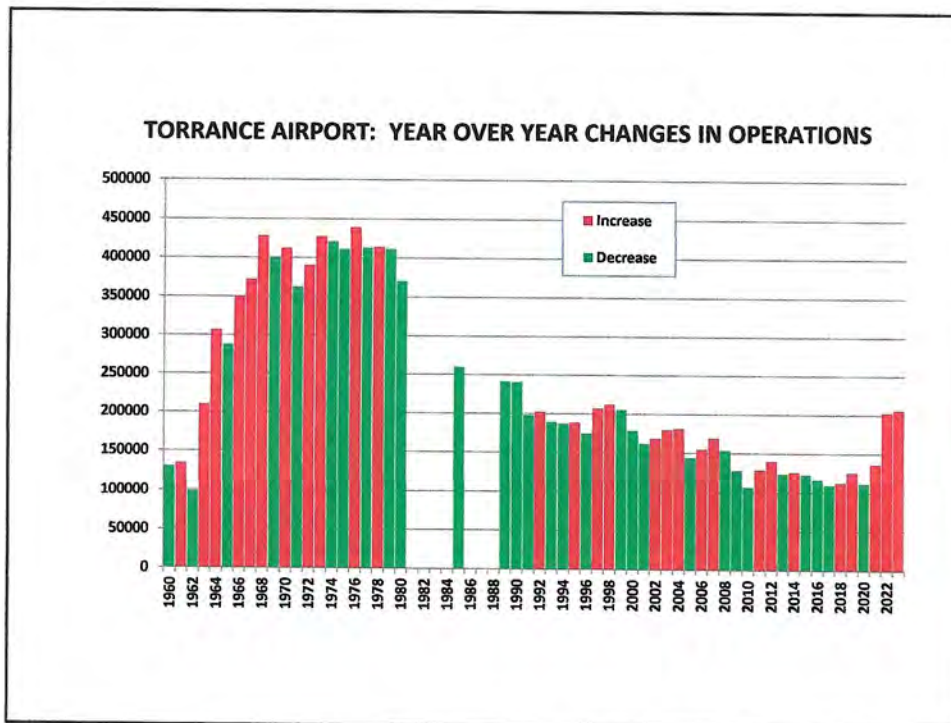
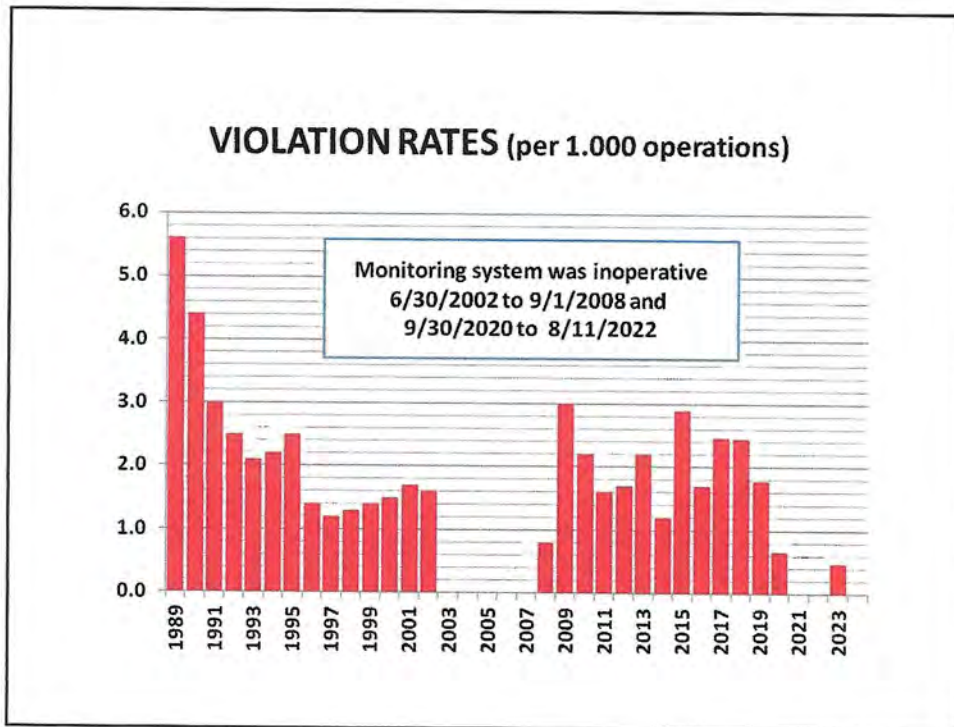
- **Commission's role**
- **Some history**
- **Complaints: Problems and recommendations**
- **Casper System anomalies**

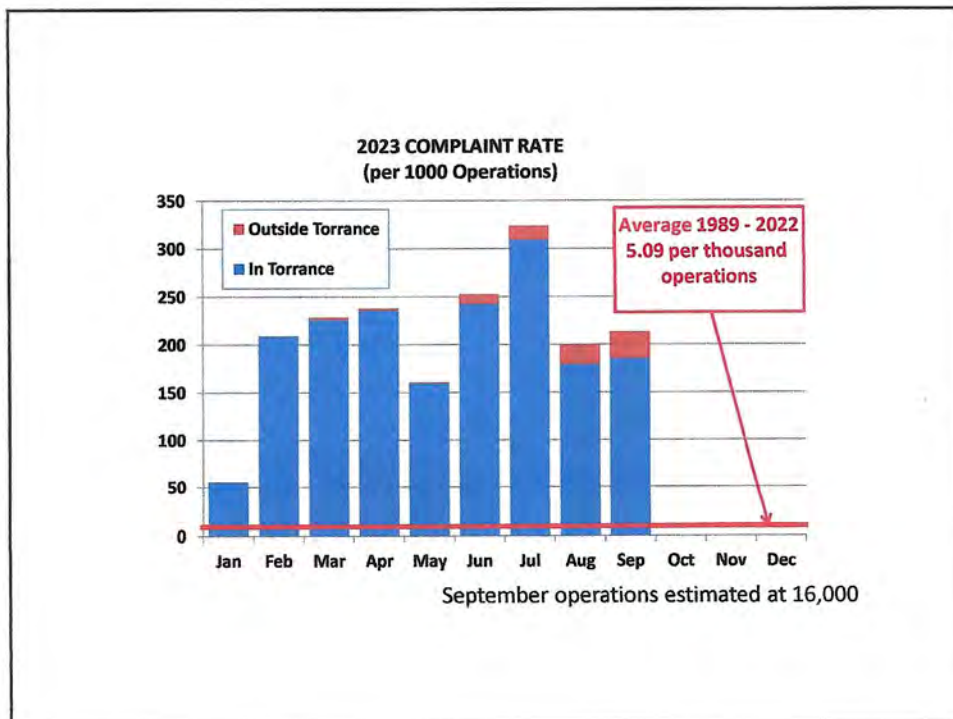
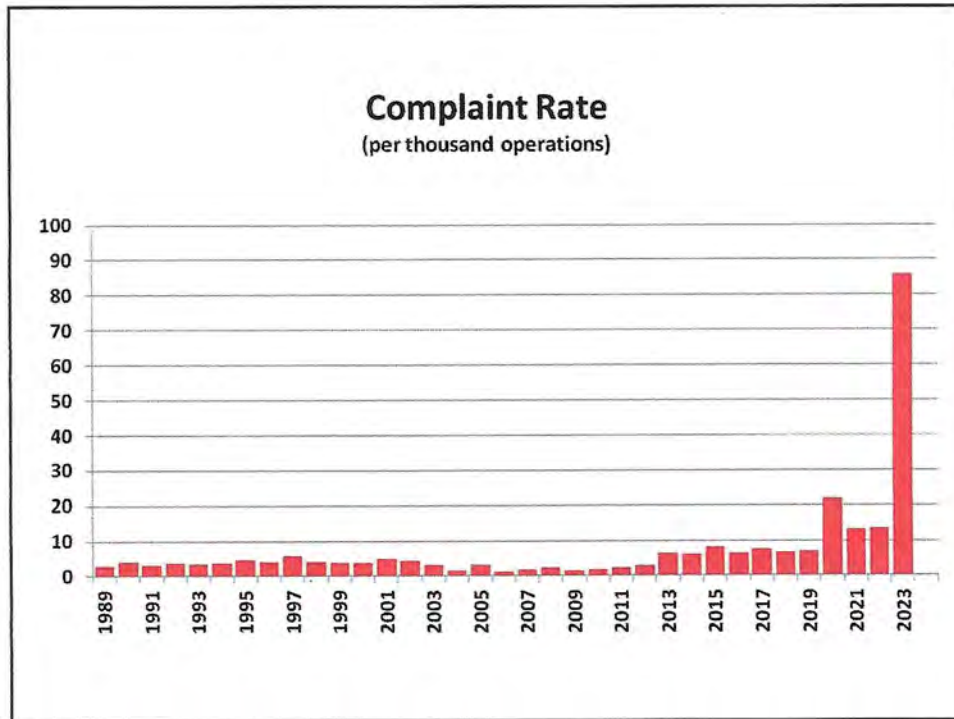
Powers & Duties of the Airport Commission

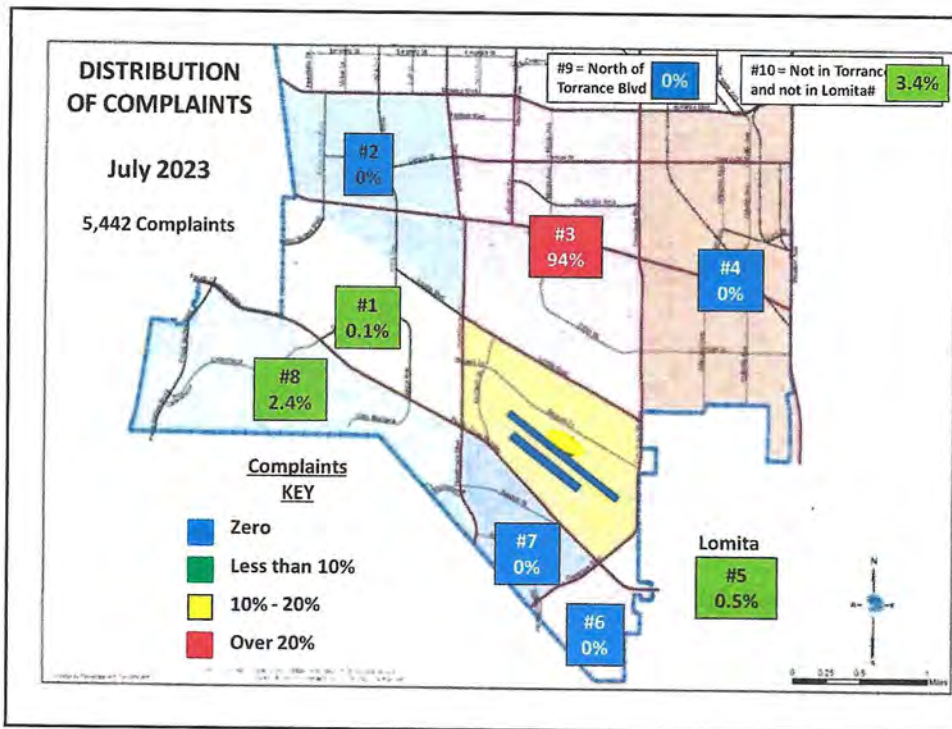
- a) The Commission **may** make recommendations to the City Council on:
- 1) The acquisition, construction, location and financing of land, buildings, equipment and facilities for public airport purposes;
 - 2) The leasing of public airport land for fixed base operations and other aeronautical purposes;
 - 3) The operation and administration of the airport.
- b) **The Commission shall address all airport noise-related issues and shall advise the City Council on noise mitigation measures.**

Some History

- **1943:** Airport built by U S Army Air Force as a training base (Lomita Flight Strip)
- **1948:** Property transferred to Torrance for “aeronautical use only”
- **1953:** Congress authorizes FAA; gives it *exclusive* authority to regulate aviation in U S A
- **1956:** New deed requires Torrance to maintain the property as an airport
- **1973:** First Torrance Airport Master Plan
- **1981:** Airport Noise Control & Land Use Compatibility Final Report:
 - Recommends installation of a noise monitoring system
 - **STRONGLY** recommends City fully disclose effects of airport traffic patterns to residents—City ignored advice
- **1978:** First study of complaints gave surprising results
- For more history, go to: www.torranceairport.org/myth/



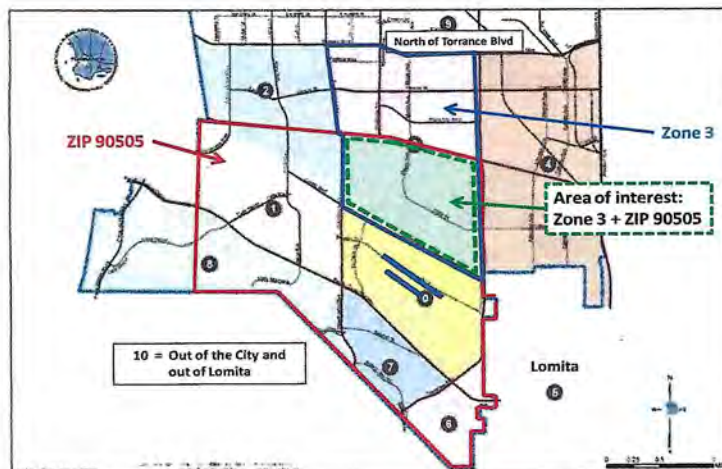




Migration of "Hot Spots"

TOTAL COMPLAINTS	Zone 1	Zone 2	Zone 3	Zone 4	Zone 5	Zone 6	Zone 7	Zone 8	Zone 9	Zone 10
2020 APR 124	8.1%	5.0%	3.2%	0.0%	0.8%	0.0%	47.8%	3.2%	0.0%	31.5%
2020 MAY 71	11.3%	14.1%	2.8%	0.0%	0.0%	0.0%	33.8%	5.6%	0.0%	24.8%
2020 JUN 189	10.1%	0.5%	0.0%	0.0%	2.1%	0.0%	55.6%	5.3%	0.0%	27.5%
2020 JUL 291	8.6%	1.7%	0.3%	1.0%	1.0%	0.3%	60.1%	4.1%	0.3%	22.8%
2020 AUG 288	7.3%	1.0%	1.4%	0.7%	0.3%	0.0%	64.8%	3.8%	1.4%	19.4%
2020 SEP 401	5.0%	0.5%	0.5%	0.2%	0.5%	0.0%	78.6%	2.7%	0.0%	12.0%
2020 OCT 265	6.0%	0.0%	3.4%	1.5%	0.4%	0.0%	43.7%	15.5%	0.4%	27.2%
2020 NOV 220	1.4%	0.0%	1.4%	2.7%	2.7%	0.0%	64.1%	20.3%	0.0%	6.8%
2020 DEC 369	5.1%	0.0%	0.5%	22.7%	0.8%	0.0%	52.8%	18.3%	0.0%	2.2%
2021 JAN 199	12.1%	0.0%	6.0%	21.6%	0.5%	0.0%	58.4%	5.0%	1.0%	1.5%
2021 FEB 157	18.5%	0.0%	1.3%	13.5%	1.9%	0.0%	41.3%	15.3%	0.0%	7.6%
2021 MAR 163	25.8%	0.0%	3.1%	13.5%	3.7%	0.0%	42.1%	6.3%	0.0%	5.5%
2021 APR 739	12.1%	0.4%	1.3%	11.3%	2.1%	0.0%	61.3%	6.7%	0.4%	4.6%
2021 MAY 78	9.0%	1.3%	16.7%	10.3%	5.1%	2.6%	17.9%	0.0%	17.9%	
2021 JUN 421	9.7%	0.0%	2.1%	4.5%	1.5%	0.0%	71.6%	0.2%	2.8%	0.0%
2021 JUL 204	8.8%	2.5%	7.8%	9.8%	1.5%	0.0%	61.0%	0.5%	13.7%	0.5%
2021 AUG 114	9.6%	1.8%	11.4%	11.4%	6.1%	6.1%	0.0%	37.7%	0.0%	15.8%
2021 SEP 63	12.7%	0.0%	14.3%	6.3%	3.2%	15.9%	0.0%	19.0%	0.0%	28.6%
2021 OCT 57	5.3%	1.8%	10.5%	19.3%	3.5%	5.3%	1.8%	28.3%	0.0%	20.4%
2021 NOV 29	33.8%	0.0%	10.3%	0.0%	0.0%	0.0%	0.0%	30.7%	3.4%	33.7%
2021 DEC 7	14.3%	0.0%	0.0%	0.0%	0.0%	0.0%	0.0%	48.3%	0.0%	44.9%
2022 JAN 36	8.3%	2.8%	2.8%	0.0%	5.0%	2.8%	5.6%	22.2%	2.8%	47.0%
2022 FEB 14	7.1%	0.0%	0.0%	0.0%	28.6%	0.0%	6.0%	14.3%	0.0%	54.0%
2022 MAR 28	7.1%	0.0%	3.6%	0.0%	14.3%	0.0%	3.6%	7.1%	0.0%	64.3%
2022 APR 37	5.4%	0.0%	8.1%	0.0%	5.4%	10.3%	0.0%	27.0%	2.7%	40.5%
2022 MAY 63	3.8%	5.7%	1.5%	0.0%	5.2%	0.0%	5.2%	7.5%	0.0%	68.8%
2022 JUN 52	5.8%	1.9%	7.7%	0.0%	15.4%	0.0%	0.0%	21.2%	1.9%	44.2%
2022 JUL 186	9.1%	3.6%	15.6%	1.1%	2.7%	0.0%	0.0%	16.7%	0.0%	51.2%
2022 AUG 687	7.2%	0.3%	6.3%	0.0%	1.3%	0.0%	24.5%	31.4%	0.0%	34.0%
2022 SEP 385	2.1%	0.0%	6.8%	0.0%	0.5%	0.0%	54.3%	17.1%	0.0%	19.2%
2022 OCT 557	2.8%	0.0%	19.1%	0.0%	0.0%	0.0%	6.3%	50.8%	0.5%	0.0%
2022 NOV 112	57.8%	0.0%	1.8%	0.0%	0.0%	0.0%	17.0%	10.7%	3.8%	0.0%
2022 DEC 533	1.7%	0.0%	87.8%	0.0%	0.0%	0.0%	6.8%	3.9%	0.1%	0.0%
2023 JAN 670	0.1%	0.0%	88.7%	0.0%	0.0%	0.0%	0.0%	1.2%	0.0%	0.0%
2023 FEB 2335	0.0%	0.0%	98.7%	0.0%	0.0%	0.0%	0.0%	1.3%	0.0%	0.0%
2023 MAR 3724	0.0%	0.0%	97.7%	0.0%	0.0%	0.0%	0.0%	2.3%	0.0%	0.0%
2023 APR 3410	0.1%	0.1%	96.7%	0.0%	0.3%	0.0%	0.0%	2.4%	0.0%	0.3%
2023 MAY 2399	0.1%	0.0%	94.5%	0.0%	0.0%	0.0%	0.0%	2.3%	0.0%	0.1%
2023 JUN 4339	0.8%	0.1%	92.4%	0.1%	3.5%	0.0%	0.0%	4.1%	0.0%	0.9%
2023 JUL 5439	0.1%	0.0%	91.6%	0.0%	0.5%	0.0%	0.0%	2.4%	0.0%	3.4%
2023 AUG 2951	0.4%	0.0%	86.9%	0.0%	4.8%	0.0%	0.0%	2.0%	0.0%	5.9%

Area of Interest 7/21/2023



One day in the “Area of Interest”

Date: Friday 7/21/2023 ZIP: 90505 + Zone 3

Time period	Minutes	Complaints	Complaints per minute	Notes
07:00 - 09:53	170	0	0	Breakfast?
09:53 - 10:49	60	25	0.42	
10:49 - 12:45	116	0	0	Lunch?
12:45 - 16:47	242	136	0.56	
16:47 - 19:13	146	0	0	Dinner?
After 19:13	-	3	-	

Effects of Complaint "Flooding"

RAW DATA

TOTAL COMPLAINTS	Zone 1	Zone 2	Zone 3	Zone 4	Zone 5	Zone 6	Zone 7	Zone 8	Zone 9	Zone 10
2023 JAN 670	0.1%	0.0%	98.7%	0.0%	0.0%	0.0%	0.0%	1.2%	0.0%	0.0%
2023 FEB 2335	0.0%	0.0%	98.7%	0.0%	0.0%	0.0%	0.0%	1.3%	0.0%	0.0%
2023 MAR 3724	0.0%	0.0%	97.7%	0.0%	0.0%	0.0%	0.0%	2.3%	0.0%	0.0%
2023 APR 3410	0.1%	0.1%	96.7%	0.0%	0.3%	0.0%	0.0%	2.8%	0.0%	0.1%
2023 MAY 2399	0.1%	0.0%	97.5%	0.0%	0.0%	0.0%	0.0%	2.3%	0.0%	0.0%
2023 JUN 4339	0.8%	0.1%	92.4%	0.1%	1.5%	0.0%	0.0%	4.1%	0.0%	0.9%
2023 JUL 5439	0.1%	0.0%	93.9%	0.0%	0.5%	0.0%	0.0%	2.4%	0.0%	3.4%
2023 AUG 2951	0.4%	0.0%	86.9%	0.0%	4.8%	0.0%	0.0%	2.0%	0.0%	5.9%

"SPOOFING" DATA EXCLUDED

2023 JAN 10	10.0%	0.0%	10.0%	0.0%	0.0%	0.0%	0.0%	80.0%	0.0%	0.0%
2023 FEB 31	0.0%	0.0%	0.0%	0.0%	0.0%	0.0%	0.0%	100.0%	0.0%	0.0%
2023 MAR 86	1.2%	0.0%	0.0%	0.0%	0.0%	0.0%	0.0%	97.7%	1.2%	0.0%
2023 APR 112	1.8%	1.8%	0.0%	0.0%	8.0%	0.0%	0.9%	85.7%	0.0%	1.8%
2023 MAY 59	5.1%	0.0%	0.0%	0.0%	0.0%	0.0%	1.7%	93.2%	0.0%	0.0%
2023 JUN 329	10.3%	1.8%	0.3%	0.9%	19.8%	0.0%	0.3%	53.8%	0.3%	12.5%
2023 JUL 348	0.9%	0.0%	0.0%	0.0%	8.3%	0.0%	0.3%	37.1%	0.3%	53.2%
2023 AUG 387	2.8%	0.3%	0.0%	0.0%	36.4%	0.0%	0.3%	15.0%	0.3%	45.0%

NONE
 <10%
 10% to 20%
 >20%

August 2023



Casper Complaints: 2614
Flooding--Zone 3/90505: 2564
Non-flood complaints: 50

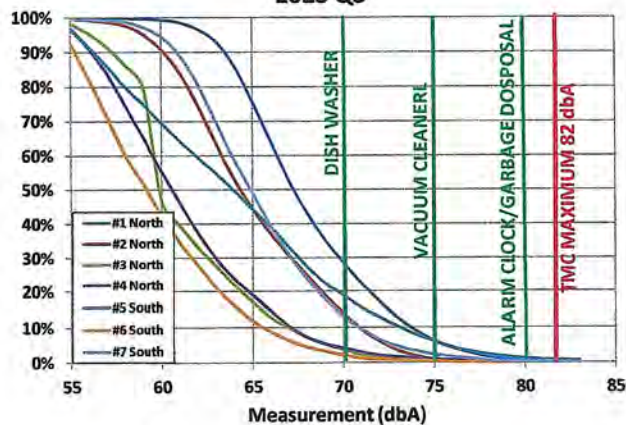
Casper Complainants: 50

CONCLUSION: The Casper system is easily “spoofed”

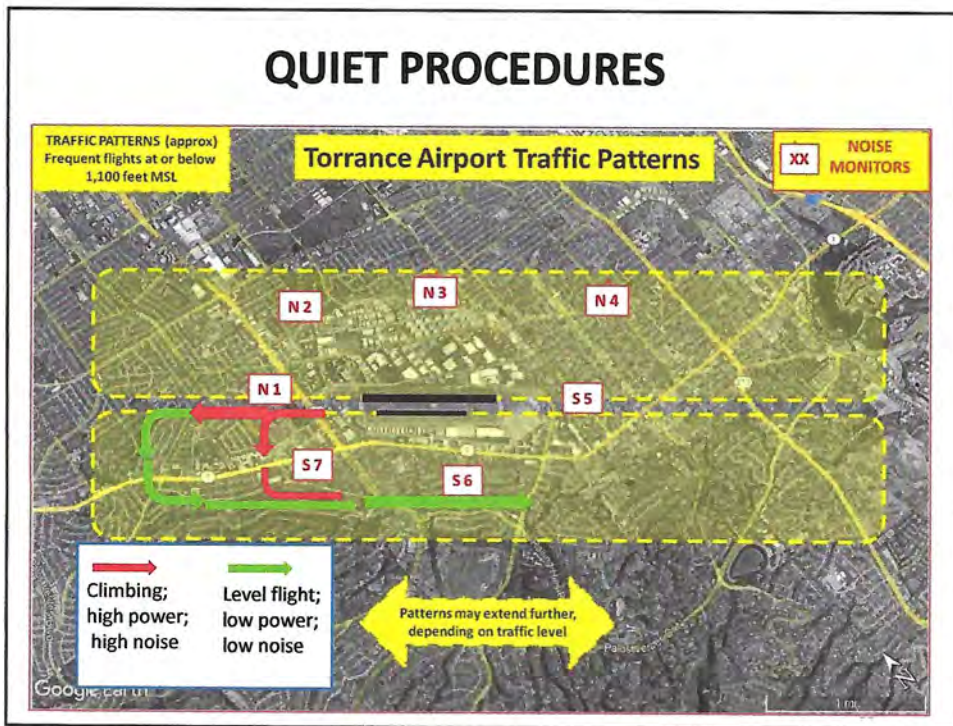
- Casper complaint input page has mandatory inputs:
 - First & Last name
 - Complete address with ZIP code
 - Phone and e-mail
 - Complaint type
- There is no verification of authenticity
- Multiple entries can be made by returning to previous page, entering only street number and type of complaint—takes less than 1 minute
- Ease of “spoofing” makes complaint information unusable for decision making

Recommended report addition

Percent of events exceeding listed noise level
2023 Q3



QUIET PROCEDURES



A failure to communicate

TAA Version

1. Designed to be eye-catching
2. Shows pilot how to fly south pattern
3. Suggests pilot reach 1,100 MSL BEFORE turning crosswind
4. Suggests that 1,100 MSL required for entire downwind
5. Effectively explains "Quiet Procedures"



City Version

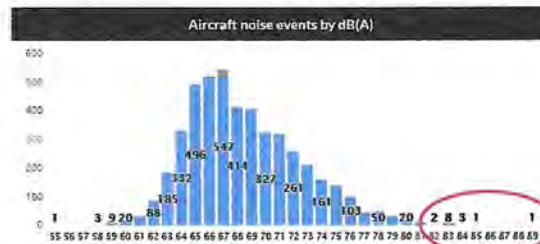
1. Not eye-catching
2. No information about south pattern
3. No direction about minimum altitude for crosswind turn
4. No indication that 1,100 MSL is desired in south downwind
5. No information about "Quiet Procedures"



RECOMMENDATIONS

- Drop “number of complaints” as a FOM—use number of individuals making complaints
- Find a way to eliminate “flooding”
- Add a description of airport traffic patterns to City websites (ANCLUC Final Report 1981)
- Install “Quiet Procedures” signs at runways & taxiways
- Reflect “Quiet Procedures” in noise abatement documents
- Include sound profiles in reports

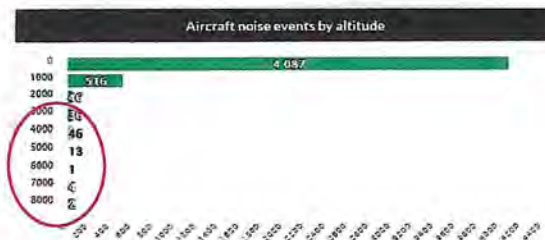
QUESTIONS



Casper Data August 2020

- Why do only a fraction of the measurements that exceed 82 dbA result in violation letters?

- Why are Aircraft Noise Events from high altitudes included in the stats?
What are these?



QUESTIONS

- How are complaint locations verified?
- How does the Casper System eliminate sounds from loud motorcycles, and other terrestrial sources?
- What is this graphic?
- What does it show?

