

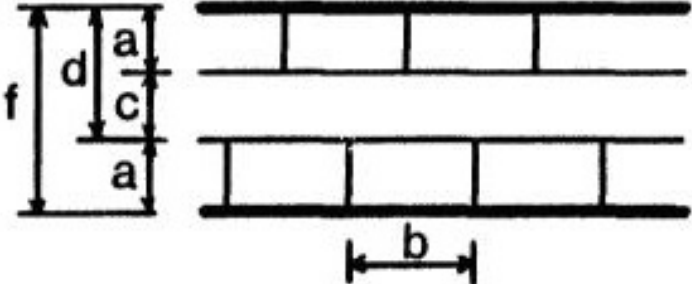
City of Torrance
 Commercial Parking Lot Layout

Torrance Municipal Code Sec. 93.4.3 – Exhibit A

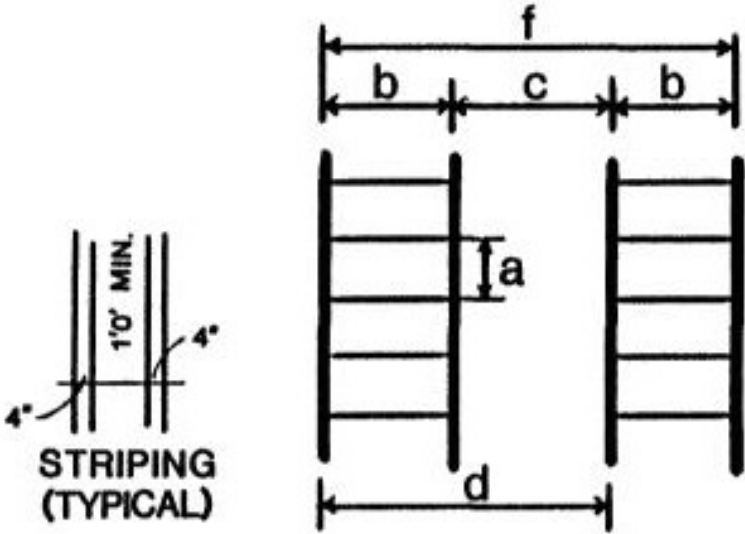
<i>a</i>	<i>b</i>	<i>c</i>	<i>d</i>	<i>f</i>
8-6	22-0	12-0	20-6	29-0
9-0			21-0	30-0
9-6			21-6	31-0
10-0			22-0	32-0

<i>a</i>	<i>b</i>	<i>c</i>	<i>d</i>	<i>f</i>
8-6	19-0	25-0	44-0	63-0
9-0		25-0	44-0	63-0
9-6		24-0	43-0	62-0
10-0		24-0	43-0	62-0

parallel



right angle



City of Torrance
Commercial Parking Lot Layout

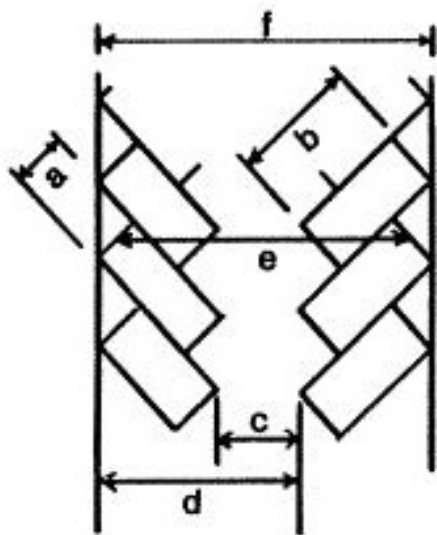
Torrance Municipal Code Sec. 93.4.3 – Exhibit B

30°

<i>a</i>	<i>b</i>	<i>c</i>	calculated values		
<i>a</i>	<i>b</i>	<i>c</i>	<i>d</i>	<i>e</i>	<i>f</i>
8-6	19-0	12-0	28-10	38-4	45-8
9-0			29-4	38-10	46-8
9-6			29-9	39-3	47-6
10-0			30-2	39-8	48-4

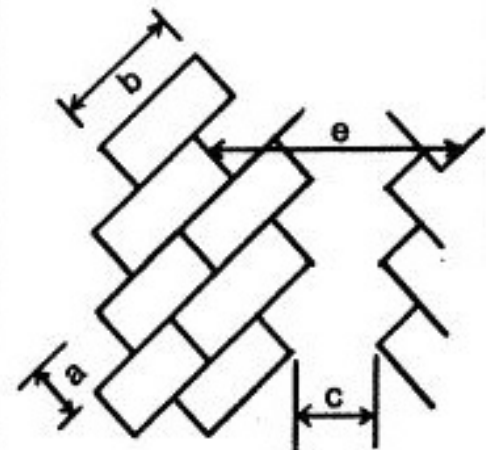
45°

<i>a</i>	<i>b</i>	<i>c</i>	calculated values		
<i>a</i>	<i>b</i>	<i>c</i>	<i>d</i>	<i>e</i>	<i>f</i>
8-6	19-0	12-0	31-5	44-11	50-10
9-0			31-9	45-3	51-6
9-6			32-2	45-7	52-4
10-0			32-6	45-11	53-0



60°

<i>a</i>	<i>b</i>	<i>c</i>	calculated values		
<i>a</i>	<i>b</i>	<i>c</i>	<i>d</i>	<i>e</i>	<i>f</i>
8-6	19-0	18-0	38-8	55-2	59-4
9-0			38-11	55-5	59-10
9-6			39-2	55-8	60-4
10-0			39-5	55-11	60-10



City of Torrance
Commercial Parking Lot Layout

Torrance Municipal Code Sec. 93.4.3 – Exhibit C

