

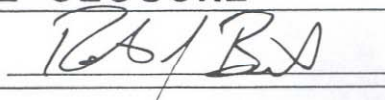
TT/T1006

CITY OF TORRANCE - WORK AREA TRAFFIC CONTROL

DATE ISSUED
19 FEB 2008

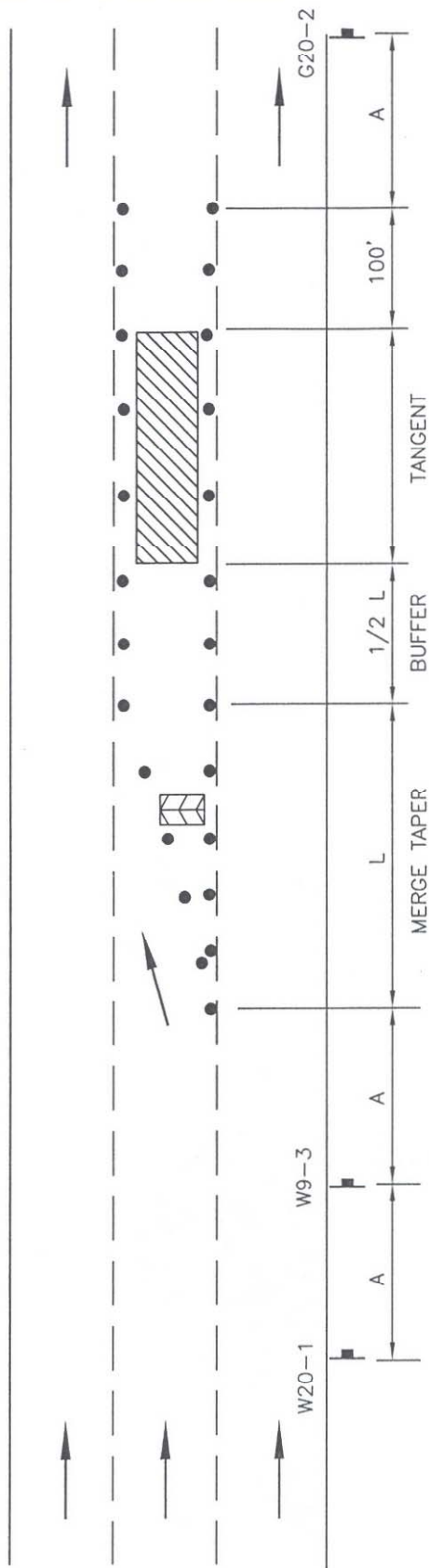
**ARTERIAL & COLLECTOR
CENTER LANE CLOSURE**

ROBERT J. BESTE
PUBLIC WORKS DIRECTOR
R.C.E. NO. 50737



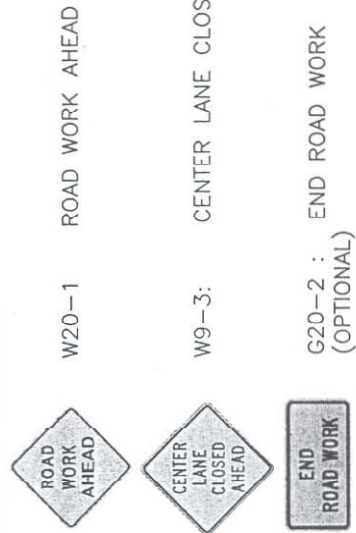
STANDARD NO.
T1006

SHEET 1 OF 1



DESIGN SPEED	MERGE TAPER LENGTH (L)	DELINEATOR SPACING		DISTANCE BETWEEN SIGNS (A)	BUFFER LENGTH (1/2 L)
		(TAPER)	(TANGENT)		
30 MPH	180 FT.	30 FT.	60 FT.	100 FT.	90 FT.
35 MPH	245 FT.	35 FT.	70 FT.	100 FT.	125 FT.
40 MPH	320 FT.	40 FT.	80 FT.	100 FT.	160 FT.
45 MPH	540 FT.	45 FT.	90 FT.	350 FT.	270 FT.
50 MPH	600 FT.	50 FT.	100 FT.	350 FT.	300 FT.

CONSTRUCTION SIGNS:



LEGEND:

- TRAFFIC DRUM OR 36" POST TUBE DELINEATOR
- ▬ SIGN WITH FLAG TREE
- ▭ FLASHING LEFT ARROW
- ▨ WORK AREA
- TRAFFIC DIRECTION